



The first OAEA Summer Symposium, June 29th, is a special event planned by the OAEA Distinguished Fellows to share information with the OAEA membership and to also raise funds for the Ohio Art Education Foundation. Your \$50 registration covers fees for 3 workshops, box lunch, coffee breaks and a \$20 tax deductible contribution to the OAEF. We are limited to 80 registrants so make sure to register ASAP.

Date: Wednesday, June 29, 2016
Location: Columbus College of Art and Design
Parking: Lot at the Corner of East Broad Street and Cleveland Avenue (see map)

Schedule of Events:

9:00 - 10:00 a.m. Registration and coffee in Canzani Center

10:00 - 11:30 a.m. Workshop Session 1 in Design Studios on Broad

11:30 - 12:30 p.m. Box Lunches in Loann Crane Center for Design (3rd floor)

12:45 - 2:15 p.m. Workshop Session 2 in Design Studios on Broad

2:15 - 2:30 p.m. Break

2:30 - 4:00 p.m. Workshop Session 3 in Design Studios on Broad

Out of Towners:

If you are traveling to Columbus the day before, please choose an area hotel to your liking. Traffic in the morning around Columbus can be congested, please allow extra time.

The Columbus Museum of Art (just steps from CCAD) will have several fine exhibits during our symposium. The museum is open to 5:00 p.m. on Tuesday and Wednesday. The special exhibits on June 29th are:

- Picasso: The Great War, Experimentation and Change
- Spin Art
- Art 360: Contemporary Art Hatching Across Ohio
- Lucy Raven: Low Relief

Go to www.columbusmuseum.org/art for more details

Summer Symposium Workshops
Columbus College of Art and Design
Wednesday, June 29, 2016

PAPER POP-UPS A LA SABUDA

Barrie Archer

Paper cutting and folding can be simple or complex. It is portable, affordable, and adaptable. This workshop is inspired by pop-up book artist, Robert Sabuda. Never be caught off-guard without an art lesson again.

****Bring odd-ball adornments that you might have for paper creations.*

90 minutes - HANDS ON



PASTE-PAPER!

Lynda Berman

Slather colored paste, scrape or skid unlikely objects and marvel at the luscious patterned papers you will create in minutes! Take home 3 - 6 large sheets, recipes, strategies and Lynda's secret technique.

90 minutes - HANDS ON

More workshop descriptions on next page


KEEPING THE LIGHT IN YOUR WATERCOLOR PAINTINGS

Sherrie Dennis

Explore how to keep the light or white in watercolor paintings by various tools, materials and techniques. This will be use of watercolors provided by Sargent Art Company and other supplies.

****Bring photos of light focused images such as glass, flowers, landscapes and so on that will serve as resources to explore these techniques.*

90 minutes - HANDS ON



SHARPE SCARVES

Jan Fedorenko

Using Sharpie pens and other media learn to create abstract scarf designs on old t-shirts.

****Bring plain colored pre-washed t-shirts.*

90 minutes - HANDS ON



More workshop descriptions on next page

WATERMEDIA COLLAGE

Michele Hamsher

Explore using stained tissue paper, black and white gesso, gloss and matte medium, fluid acrylics, found objects, etc. etc. to create a collage. All information is from Michele's experience at Carrie Burns Brown Workshop on Watermedia Collage.

90 minutes - HANDS ON

CHALK ONE UP FOR ART

Sherri Lee Love

Three techniques in chalk pastels. Come away with artwork, examples, and lesson ideas.

90 minutes - HANDS ON

DENIM DRAWING

Kurt Reichert

Faded jeans can become amazing works of art. Using black Sharpie markers you will create WEARABLE ART that will amaze everyone around you. Even if they are your old painting jeans you can embellish with personalized designs. Doodling will take on a new dimension with this medium. This activity is good for all ages and is an awesome Art Club project.

••Bring a denim article of clothing. The lighter the finish on the denim the better the results.

90 minutes - HANDS ON



More workshop descriptions on next page

WYCINANKI PAPER CUTOUTS

Connie Schalinske

Wycinanki (pronounced vi-chee non-key) are traditional Polish paper cutouts that families decorated their homes with each spring. These designs were cut out with sheep shears. Traditionally the subject matter reflected the spring country side such as tree forms, flowers, birds, and religious symbols. Today, it is not uncommon to see Wycinanki exhibited at art festivals.


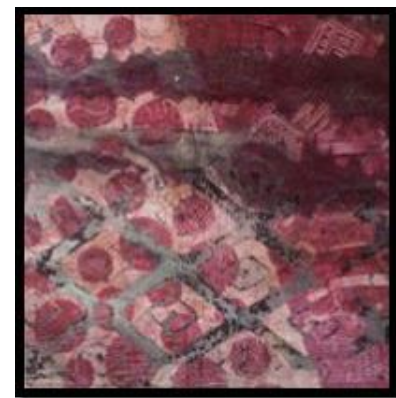
90 minutes - HANDS ON



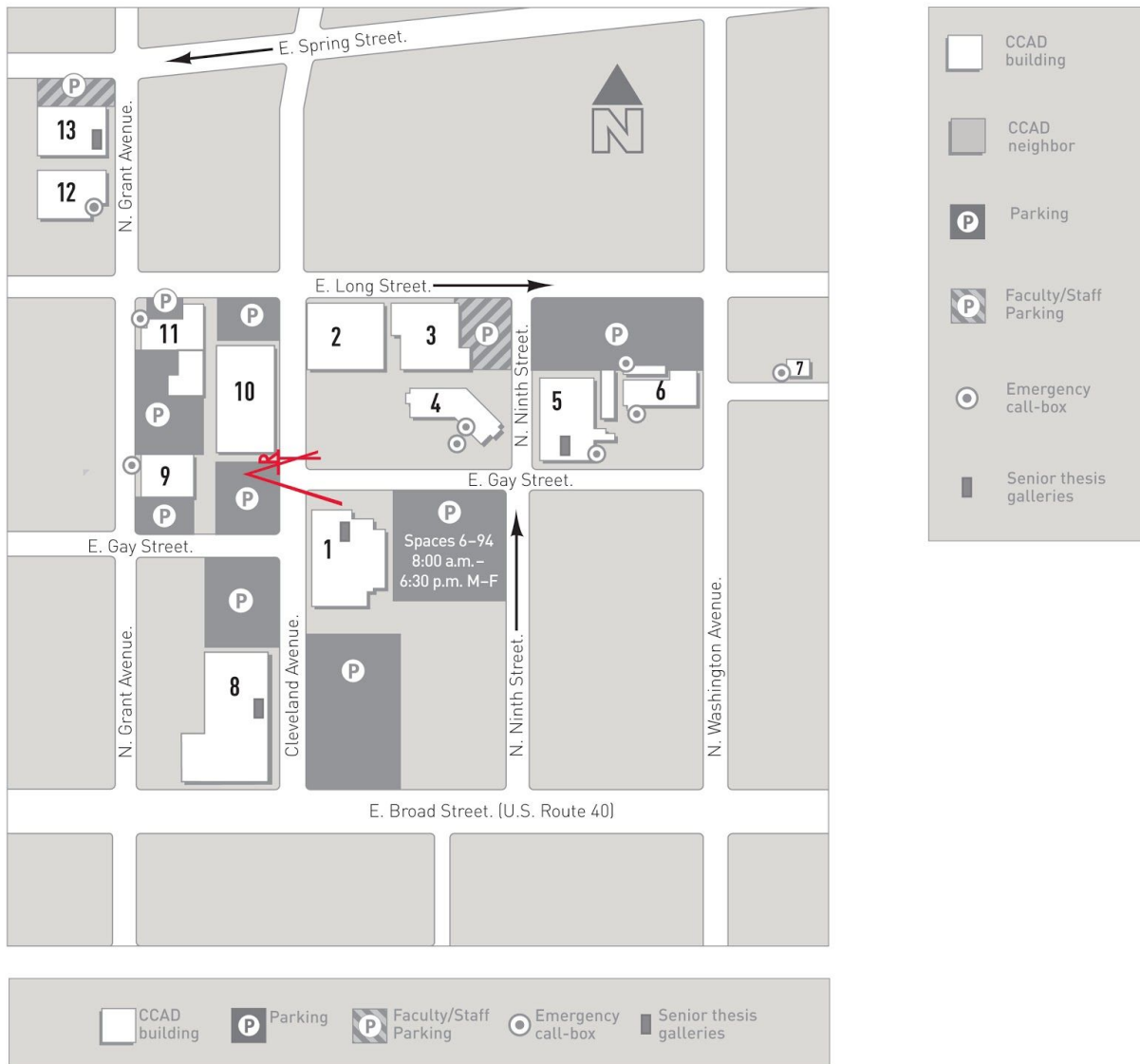
GELATIN PRINTMAKING AND INK EXPERIMENTATION

Alice B. Tavani and Suzanne Mitolo

Participants will learn the basics of gelatin printmaking: printing without a press. This includes how to make your own gelatin plate and how to purchase and care for a Gelli Plate. Stations will be set up to try three different mediums: Akua Pigments, Speedball Block Printing Ink, and acrylic paint. Applicable for any age group and personal art making.



CAMPUS MAP



POINTS OF INTEREST

- 1. Joseph V. Canzani Center** Cleveland Avenue & E. Gay Street
- 2. Loann Crane Center for Design** 112 Cleveland Ave.
- 3. Administration Building** 107 N. Ninth St.
- 8. CCAD Design Studios on Broad** 390 E. Broad St.

OAEA SUMMER SYMPOSIUM REGISTRATION FORM • 2016

Name _____

Address _____

City _____ State _____ Zip Code _____

Cell Phone # _____ Home Phone # _____

Email Address _____

Circle your region **C E EC NC NE NW SE SW W**

Circle your division **Elementary Middle/Jr Secondary**
 High. Ed Adm/Super Student Museum

Check dietary needs ☐ **Vegetarian** ☐ **Gluten Free**

There will be three 90 minutes workshop periods the day of the symposium. You will be assigned the workshops so that we can equally distribute participants. Some workshops will be repeated. We will guarantee you your top request. The second and third time slots will be filled with 2 of your other requests. You will receive an email verification of your schedule at least 3 days prior to the symposium so that you will know what extra supplies to bring. On the list below place a 1, 2, 3, 4, 5 next to the workshops that are your top 5 choices.

| | | |
|-------|--------------------------|--|
| _____ | Barrie Archer | Paper Pop-Ups a la Sabuda |
| _____ | Lynda Berman | Paste-Paper! |
| _____ | Sherrie Dennis | Keeping the Light in your Watercolor Painting |
| _____ | Jan Fedorenko | Sharpe Scarves |
| _____ | Michele Hamsher | Watermedia Collage |
| _____ | Sherri Love | Chalk One Up for Art |
| _____ | Kurt Reichert | Denim Drawing |
| _____ | Connie Schalinske | Wycinanki Paper Cutouts |
| _____ | A Tavani/S Mitolo | Gelatin Printmaking and Ink Experimentation |

Mail this registration form with a check payable to OAEA for \$50.00 to:

| | |
|---------------------------|----------------------------------|
| Kurt Reichert | REGISTRATION DEADLINE |
| 4626 Family Drive | POSTMARK BY JUNE 14, 2016 |
| Hilliard, OH 43026 | |

Questions? Email them to conferencecoor@ohioarted.com

