


ART *line*

the ohio art education association

volume 44 • issue 3 • fall 2019



oaea ARTline

ARTline is published three times annually by the Ohio Art Education Association and is available free to organization members.

OAEA's Mission: Building community for Visual Art Educators by promoting growth and leadership.

CALENDAR

OCTOBER 2019

- 1 Early Bird Mail In Deadline
- 8 Early Bird Online Deadline
- 15 Ohio House of Rep Deadline
- 19 HS Emerging Artist Reception
- 23 Hotel Room Registration Deadline

NOVEMBER 2019

- 1 Conference Registration Closes
- 14-15 Conference in Columbus
- 15 Awards Nomination Deadline
- 30 Fiscal Year Closing.
Voucher Deadline

DECEMBER 2019

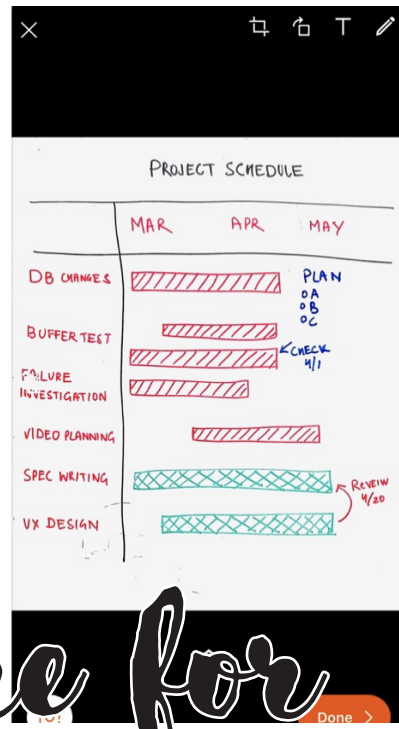

- 1 ARTline Deadline
- 13 Budget Meeting
- 14 Executive Meeting
New Leader Orientation
- 15 YAM Flag and Graphic Deadline
- 15 JTACO/YAM/YPAE Online Deadline



On the Cover:

Open Door by OAEA Member Adrian Vance Hawk, Teacher at Milford High School

This piece was created with found and repurposed items. Learn more about Adrian's passion for green living, teaching, and art-making on page 42 and at the Conference during her discussion group session.



prepare for Conference

JONATHAN JURAVICH • ARTline Editor • artline@ohioarted.com

We've all been there. You are sitting in a great presentation at the annual OAEA Conference. The presenter is sharing a PowerPoint when an incredibly powerful statement appears on the screen. Or perhaps you are inspired by an image of their student work. Maybe you want to share an idea with your administrator. You pull out your phone and take a haphazard picture to refer to later.



Well, this past year I learned about an amazing free app: Microsoft Office Lens. This app is available for Android and iPhone. This is how it works: when you open the app and take a picture of the presentation, a cropping area appears. Hit the button and it takes a picture. If your vantage point is crooked or distorted, the app straightens it out for you (see the example above). You can then email it to yourself or save it in your picture file.

Every time I use Office Lens, the person sitting next to me is amazed as if I performed a magic trick. Do yourself a favor and before you head to Conference in Columbus, download Office Lens and give it a try.

from the president

CARRIE BARNETT
OAEA President
president@ohioarted.com



"The capacity to learn is a gift; the ability to learn is a skill; the willingness to learn is a choice." - Brian Herbert

It's conference time! The most wonderful time of the year (for an art teacher.) A time of communing, learning, laughing, and encouraging.

I remember my first conference. I was a student at Miami University and my group of art education peers were encouraged to go to nearby Dayton for our first ever OAEA State Conference. When I wandered around with my friends we were welcomed with open arms by everyone. Who knew there were so many art teachers in Ohio? And they were all so cool and smart! I left that conference knowing art teachers were my people. They are giving and passionate and fun (okay... maybe a little crazy, but only in the best way possible!) and I had lesson plans... lots and lots of tried and true lesson plans that I could use in my future classrooms. I also remember sitting at the Award Dinner and seeing my former art teacher from junior high, Susan Lawrence, get recognized in front of everyone. I thought to myself... wow, I hope one day I can be a fraction of the art teacher she is. Do you remember your first OAEA Conference? Is this your first time attending? Are you thinking about going this year? Don't hesitate! Go to www.oaea.org and sign up now.

To help you prepare for this year's conference I thought I'd share a few tips to help you be a little greener since this year's theme is "uneARTh Your Creative Potential" and we are focusing on upcycling and recycling. So here it goes...

Take notes electronically. I LOVE to take notes using my notebook and multicolored sharpie pens, but if you have a tablet and stylus you can achieve a similar effect with less paper waste. (Or use your Conference booklet to make notes and save paper!) Pack a reusable water bottle. This will cut down on the number

of cups used (paper, plastic, or glass will need to be tossed or washed.) It can also keep your water colder longer. Staying hydrated is important - try doing it this way.

Skip maid service at the hotel. Either hang the Do Not Disturb sign on your door all day, or if you want your bed made but not new towels, be sure to hang your towels up in the bathroom. I don't know about you, but I don't use clean towels every day at home!

Scan business cards and handouts. Every time I go to a conference I leave with TONS of handouts and business cards - most of which I don't end up keeping. Using an app like "Genius Scan" allows you to take a picture of these things and create PDF files you can use later. That way you don't even have to take the papers from vendors - you can keep them electronically! These are just a few ways to try and be greener as you prepare for your 2019 OAEA Conference. If everyone tries one of these things it can make a positive difference.

I look forward to seeing you in Columbus in November!
Arty on peeps!

Going Green at Conference

ABOVE: OAEA mugs available to purchase on our website


RIGHT: Genius Scan, available in the App Store.



And So it Begins...

MATT YOUNG • President Elect • presidentelect@ohioarted.com

A few years ago I was lucky enough to be selected to attend the 1st NAEA School for Art Leadership. At that time I was just starting into my term as 1st VP and was unsure of what my leadership role was to be. By the end of that amazing week I knew that whatever role was ahead for me I wanted to be able to serve other art teachers in a role that would empower them. So now my journey begins, I have just completed my second Western Region meeting in Kansas City and my first as president elect. There, Carrie and I shared the wonderful things going on in OAEA, learned about the glows and the struggles of other states, and helped out with NAEA position statements. But as always the best parts were those in between moments where you just get to sit and share with other art leaders that have similar interests.



So where does your journey begin? After a summer of relaxation, how will your school year start? Where will your OAEA journey take you? With conference looming in the near future will this be your year to attend? Step up to volunteer? Or maybe even lead! Just make sure you allow yourself your moments to share with those who have your best interests in mind.

With this new year and my new role I look forward to serving you all, to learning from you all, and taking my next step toward the presidency. Do not hesitate to speak with me about any of your needs, we at OAEA are here to serve you! So whether I see you at a meeting, see you at conference, or just reach out to me in an email remember The only impossible journey is the one you never begin.



Making a List.

MARY HAAS • Vice President of PR/Advocacy
2ndvp@ohioarted.com

I like making a list of "Things to Do" and then putting a line thru each task as they are completed. As my students say, it's "satisfying". It has been on my list to go to Alaska and see the glaciers and I am glad to say that line has been drawn thru.

My husband and I had the pleasure of celebrating our 25th anniversary on a Ruby Princess cruise this past summer. We went on a seven-day excursion to Alaska. At one of our stops we took a tour of Totem Bight State Historical Park in Ketchikan, Alaska. Our guide told us the art of totem pole carving was almost lost. The garden was specifically created for the restoration of the totem poles and more importantly to teach the younger generation how to carve them. I cannot help to think how sad it would have been if this artform was lost, if it were not for the two men in the village to advocate for the park to be built. The park has fourteen totem poles and a clan hut that was built just a few yards from the beach. I do hope you were able to check off many of the items on your summer list as well. And, I am sure you have your list ready for the new school year.

As you begin to make your list don't forget to add:

- Renew my OAEA membership
- Sign up for the OAEA Conference: November 14th and 15th
- Highlight workshops to attend
- Visit with my "Art" friends (and make new friends)
- Make sure to share with your principal and superintendent what you learned at conference.

I did get to see a glacier and touch one as well - our ship spent the whole day in Glacier Bay, but I was able to experience so much more than what was on that "List" of mine.

The OAEA Leadership is Growing *and we need you!*

CARRIE BARNETT • OAEA President • president@ohioarted.com

As our members' needs change and our association evolves, it has become evident that our Divisions Committee (aka. Professional Standards Committee) needs someone to guide them just like the PR/Advocacy and Regions Committees. Therefore the Leadership Assembly has voted to create a new Vice President of Divisions position. We will be accepting nominations for this new Executive Committee position this fall and will vote on the nominations at our annual state conference in Columbus during our Business Meeting. Below you will find the Job Description for this position. Please contact Alice Tavani, Past President at pastpresident@ohioarted.com if you would like more information about the position or if you would like to nominate someone or self-nominate.

We look forward to welcoming YOU into the leadership family of the OAEA.

NEW Vice President of Divisions

Constitutional Description:

It shall be the duty of the Vice President of Divisions to serve as Chairperson of the Divisions Committee and Division activities.

Requirements to Serve:

A minimum of five (5) years of art education experience with a minimum of five (5) years of active membership in OAEA (with at least two (2) years of active membership immediately preceding the election).

Once elected, the new officer must be a member of the National Art Education Association during term of office.

Serves: Executive Committee with vote and Leadership Assembly with vote.



Summer is for Art-Making!

TOP: Cole Compton

Clay Figure, Air Dry Clay

Moeller Art Camp

Jacquelyn Sommer, Teacher

LEFT: Harper Sommer

Balloon, Sidewalk Chalk

Moeller Art Camp

Jacquelyn Sommer, Teacher

jsommer@moeller.org

Happy New Year!

KATE UNGRUND • Elementary Division Chair • elemdiv@ohioarted.com

Hope your school year is off to a wonderful start! I also hope you are able to join me at the OAEA conference in November where we will UneARTH Your Creative Potential! Be sure to check out the Elementary Division Meeting at the Columbus conference. At our meeting, we will elect a new Elementary Division Chairperson. The new chairperson will take over in January for a two-year term. Responsibilities include attending Leadership Assembly meetings in Columbus four times a year, communicating with division members, and conducting the conference division meeting. It is a great opportunity to get to really understand how OAEA works and have a say in new plans! It also looks great on your resume and to your administrators. Please consider this great opportunity to be an OAEA leader! If you have any questions about the position, email me at elemdiv@ohioarted.com.



Do also take some time to consider those wonderful peers in our Elementary Division who are so deserving of the Elementary Division Award – award nominations can be made now and are due by the end of conference. You do not have to attend conference to make a nomination. Nominations should be made online at <http://www.oaea.org/award-nominations>. Speaking of online, we may be spread across the state, but we can still connect throughout the year on the OAEA Elementary Division Facebook page and you can also email me with any ideas, thoughts or questions at elemdiv@ohioarted.com.

The Importance of Recharging

JANE TAYLOR • Middle School Division Chair • middiv@ohioarted.com




This summer I attended the Summer Symposium at the beautiful campus of Youngstown State University. I was fortunate to take a watercolor masterclass with Chris Leeper, who through humor, kindness and expertise, guided a classroom of anxious students to a place of understanding and encouragement with a finicky medium. We laughed, we cried; you know the joke. By the end of the day, we had an experience which traveled through discomfort, struggle, clarity, grace, problem solving, questioning, laughter, sharing, beauty, and triumph. In other words, a typical day of professional learning planned by OAEA members. For me, having the opportunity to recharge at content specific professional development is essential to my staying focused, engaged, and excited in my teaching journey.



Please attend our 2019 conference in November which will be hosted in Columbus, to experience what I am talking about. I will be holding a division meeting that will focus specifically on middle school concerns. I anticipate that we will laugh and cry and hopefully empower each other by energizing the specific talents of middle school art teachers everywhere: levity and resourcefulness.

Taking Advantage of opportunities

JULIE KRUEGER • Secondary Division Chair • secdiv@ohioarted.com



In the first week of June, I was in New York City attending my first ever (in 28 years) Scholastics Art and Writing Awards ceremony at Carnegie Hall. It was amazing to see all the students who received gold medals, including one of my students (see images above). I even got one for myself which I plan to hang prominently in my classroom this year! It was such an honor. We need to showcase our students and their work whenever we can to positively promote the visual arts.

I am writing this after just completing the teacher residency at the Cleveland Institute of Art for ten days. It was the best time I have had making art just for me in a very long time. I cherished the opportunity afforded me to work with the other 18 artist/teachers. The comradery was amazing! In a future artline, I will write about wonderful PD opportunities that you might be able to do next summer.

Hopefully the start of your school year was amazing. Perhaps you spent this summer relaxing in the sun. Or maybe you did professional development to further your art education practice. Whichever route you took, you now have the opportunity to continue to learn about art and teaching at the Fall conference! This year it is in Columbus at the convention center. The format will be the same as last year: two fun filled, jam packed days. You will meet old friends and make new ones. The opportunity to network with seasoned teachers is wonderful. And for all you "seasoned" teachers out there, please join us for a moment of rejuvenation.

If this is your first time at conference, we will be having our secondary division meeting on Thursday. Please be sure to attend and spend time hearing about art from other high school art teachers. So often we work in isolation and rarely get the chance to share what we know or meet others that have the same questions or concerns as we do. I plan to have fun activities (and prizes!) to provide a good time for all who attend the meeting. There will be so many workshops and offerings that choosing might be hard to do. I encourage to join us.

Registration is simple. I have found that putting in for professional development at the very beginning of the school year gives me a better chance of getting it approved. Early bird deadline is October 1 by mail and October 9 online. I look forward to seeing all of you on Thursday and good luck on the start of the year!

Julie experienced the power of a student exhibition in New York City. Instead of New York, how about a quick drive to Columbus? As a member, you can take advantage of exhibition opportunities offered by our OAEA Student Programming Committee. Check out pages 24 and 25 in this issue of ARTline for more information.

focusing on Pre-Service Preparation

STEPHANIE DANKER
Higher Ed Division Chair
higherreddiv@ohioarted.com

I hope you have each had a refreshing and renewing summer and are excited about all the new possibilities for the 2019-20 school year. We are looking forward to seeing many of you in Columbus for the conference, November 14 and 15. Our Division meeting will be on Thursday, November 14. We will be taking nominations from any Higher Ed members for the role of Higher Ed Chair, and will vote at the meeting. We will also be taking nominations for Division Awards at the meeting. Consider nominating a colleague you feel is contributing to the field in positive ways.

The Pre-Service Mini Con is on Friday, November 15 in Rooms 214-215. This event will be two hours long. Attendees will select three 30 minute sessions from the following choices: resumes and portfolios; RESA; growth after graduation; philosophy statements; mock interviews. There will be a Q & A panel at the end. This was offered for the first time last year at the conference in Sandusky, and is back by popular demand!

Additionally, on Thursday, November 14 (4:00-4:50 pm. in Room A123), there will be a session for Pre-Service Presentations and a Lesson Plan Exchange. Pre-Service members interested in participating (showcasing their own work in a 5 minute slide presentation or contributing a lesson plan to exchange) should email Stephanie Danker dankers@miamioh.edu.

Miami University Art Education is once again hosting the Pre-Service Art Educator Conference. This year it will take place on Sunday, September 22 in Oxford, 9 a.m. – 4:30 p.m. All pre-service students are welcome. Dr. Christine Marme Thompson will be the keynote presenter. Higher Ed faculty are invited to participate in the day and connect with colleagues from around the state. For more information, visit: <http://www.muartededucation.com/pre-service-conference.html>

If any Higher Ed members have pictures of their student chapters or program events you would like featured, please email them to higherreddiv@ohioarted.com

See you in Columbus!

Welcome to our newest members!

Congratulations on your graduation!

Ohio State

Trinity Arend
Kali Beatty
Brea Berry
Emily Blair
Jessica Bowlby
Patricia Gassen
Dana Gillman
Danielle Hickman
Daniel Higuera
Natalie Hyde
Sarah Kenney
Joseph Kern
Erika Moore
Sophia Strazinsky
Courtney Tinnel
Adelynn Torchia
Finnick Vest



Bowling Green graduates

Leeann Businger
Sarah Clark
Zoe Farr
Megan Hamish
Ben Myers
Lauren Singhaus
Kelly Stockard



Miami University

Sarah Jako
Emma Laskowski
Katie Rieman
Hope Scheidler
Perry Tatlow



Mount St. Joseph


Katie Jacobs
Amber Mueller

University of Toledo

Jordan Strayer
Shelby Soss
Diana Williams

Kent State University

Charles Botzman
Courtney Carpenter
Sarah Danzinger
Brandon Daso
Dayanna Davis
Anastasia Keller
Alicia Longs
Molly McDivett
Madison Miller
Alexander Myers
Lauren Robinson
Andrew Rodehorst
Michele Saneholtz
Philip Thomas (graduate with licensure)
Meghan Turner
Megan Zanin



University of Dayton

Kathryn Paull
Mary Guida
Grace Combes
Maddy McCabe

Ashland University

Megan Helfrich



Pre-Service Conference Prep!


COLTON BROWN and AMELIA GOLEC
Pre-Service Division Chairs
preservice@ohioarted.com

It is that time of year again. We are currently preparing for the 2019 OAEA Conference, which has the theme *UneARTH Your Creative Potential*. Is this the first time you are learning of Pre-Service students attending state conference? Have you attended in the past and are looking forward to making more memories and unearthing your creative potential? Either way, we are here to help make the most out of your conference experience!

CONFERENCE TIPS!

- Look for funding to attend conference through your university/school
- Attend Both Days!!
 - Thurs. - Division Meeting
 - Friday - Mini-Con in rooms 214/215 from 10 a.m. - 12:50 p.m.
- Register Early!
- Look for Division Awards!

Conference will be held Thursday November 14th through Friday November 15th in Columbus at the Columbus Hilton Convention Center. Both days are packed with educators of all stages presenting on topics, projects, and general knowledge to use in your classroom and push yourself as an educator. Pre-Service teachers are encouraged to attend both days! Thursday teachers will attend the Pre-Service Division meeting. Our chair holders will talk about the Mini-Con for Pre-Service teachers held on Friday, Division Awards, and how to make the most of your time at conference. Please note that lunch is not provided on Thursday, so meet some new people and walk to lunch to make a new connection!



Follow your OAEA Pre-Service Division on social media for updates about the 2019 Conference.

“The idea of waiting for something makes it more exciting.”

-Andy Warhol

CATHY SWENY
Emeritus Division Chair
emeritus@ohioarted.com

Anticipation : the act of looking forward; especially : pleasurable expectation looked forward with anticipation to their arrival.
Merriam -Webster

Conference 2019 is almost here. I always look forward to this time of year. The committee has been hard at work to make this an exciting, creative and relevant event. If you were unable to attend the summer symposium, you may see some of the workshops offered at Conference. I followed the activities on Facebook and there was amazing art being created. The days will be filled with lots of enrichment opportunities.

On Thursday, Retired members will have a special opportunity. Kurt has put together a day of art for us. Oh the possibilities. The Short North is a treasure trove of galleries and Columbus museums are wonderful. We will combine lunch with a shorter Division meeting. The main business item is to elect my replacement. Think about who would be a good Chair for the next two years.

On Friday we need volunteers from our division to help with the Student Mini-Con. The feed back from our pilot last year was good and the students made suggestions on how to better serve their needs. We listened. While there are different ways to help, our division is in charge of mock interviews. There will be a packet of suggested questions to help you engage the students in a thoughtful practice interview. I thoroughly enjoys my interactions with the students last year and I think you will find it rewarding. If you are interested in volunteering, please email me your contact information at emeritus@ohioarted.com . This is our opportunity to give back.

MUSEUM education

Teacher & Pre-Service Professional Development Programs

SAMANTHA GAIER • Museum Division • musdiv@ohioarted.com



A new school year, means new teacher professional development programs! Here at the Cincinnati Art Museum we offer a monthly teacher professional development program called Evenings for Educators. Each month from September-May (except for December) educators can attend from 4-7pm. Teachers will first receive a folder of lesson plans and supplemental materials. Then enjoy a meal before hearing a lecture from a curator or guest artist. Lastly, learn more about both our permanent collection and special exhibitions through a docent-guided tour. An Elementary and a Secondary teacher will present a new lesson plan they created, inspired by the program's theme. You will get a color copy of those lesson plans and have the chance to ask those teachers questions, during the guided-tour.

Evenings for Educators are for all teachers, not just art teachers! Teachers of all grade levels and disciplines, homeschool teachers, pre-service education majors, teaching artists and community educators are welcome. We encourage a STREAM (Science, Technology, Reading, Engineering, Art, Math/Music) approach as well as 21st Century Learning Strategies. Participating teachers will receive CEU certificates and 1-2 Graduate credits are available for an additional fee through Ashland University.

What are the benefits of attending?

- CEU's & optional 1-2 Graduate Credits
- Touring Special Exhibitions/permanent collection with trained docent guides
- Meet new teachers & spend time with old friends
- Hear from experts in the field
- Make & Take Its!
- Meet & learn about other local community organizations
- Receive new lesson plans for the classroom
- Behind the Scenes tours
- Great survey prizes

Here are the dates and topics for this school year:

Thursday, September 19, 2019: Stepping into Self Expression with Pam Kravetz

Thursday, October 24, 2019: Women Breaking Boundaries

Thursday, November 21, 2019: Visit from the Cincinnati Opera

Thursday, January 16, 2020: Treasures of the Spanish World

Thursday, February 20, 2020: Evening with an Illustrator:

Kelli Gleiner

Thursday, March 19, 2020: Romare Bearden

Thursday, April 16, 2020: Celebrating Earth Day!

Thursday, May 21, 2020: Gorham Silver:

Designing Brilliance 1850-1970

Pre-service educators, we have programs just for you! Evenings for Future Educators is offered once in the fall and once in the spring. These programs are for college students interested in pursuing education and wanting to learn more about CAM's resources for teachers. Come from 4:30-7 pm, for dinner, a speaker, art-making and a tour.

Evenings for Future Educators (Pre-Service Students Only)

Thursday, October 3, 2019: Evening for Future Educators:

Introduction to CAM

Thursday, March 5, 2020: Evenings for Future Educators:

From Student to Teacher

These programs could be a convenient way to get inspired, network in your field, receive new lesson plans and get your CEU's taken care of. If you have any questions, please email me at Samantha.Gaier@cincyart.org

ABOVE: Participants taking advantage of the Evening for Future Educators at the Cincinnati Art Museum.

NAEA

Your Advocacy Support System

CARRIE BARNETT • OAEA President • president@ohioarted.com

When I first became involved with NAEA through my roles within the OAEA Executive Committee I had no idea what I was getting myself into. My first NAEA event was a Western Region Leadership Meeting. Throughout this multi-day meeting we worked on numerous things, one of which was to review NAEA Platform and Position Statements. Having been a “non-active” NAEA member since my college days I had no idea something of such value existed. Since that first foray into NAEA leadership I’ve had the pleasure of reviewing numerous position statements and have been able to use these in my personal advocacy for art education. I wanted to share this important advocacy tool with all OAEA members so that you too can find the support you may need when advocating for your art programs.

As defined by NAEA, their platform and position statements “relate to national issues or topics of interest to the profession and/or field of visual arts education and advances the mission of the organization.” There are six different categories of position statements, each of which has numerous statements made in regard to that category. To the right you will find a list of each category and the accompanying position statements. For detailed information regarding each statement visit NAEA’s website at: www.arteducators.org/advocacy/naea-platform-and-position-statements

Category: Students - Position Statements in this Category include Position Statements on:

- Early Childhood Development
- Equity for All Students
- Graduation Requirements in the Visual Arts
- The Impact of Visual Arts Workforce Development

Category: Art Educators - Position Statements in this Category include Position Statements on:

- Art Educators with Disabilities
- Position Statement on Attracting Diversity into the Profession
- Certified/Licensed Visual Art Educators in PreK-12 School Settings
- Collaborations between the Art Educator and the Teaching Artist
- Excellence in Art Museum Teaching
- Importance of Visual Arts Supervisors/Administrators in PreK-12 Education
- Physical Safety in the Art Classroom
- Positive School Culture and Climate
- Pre-service Education and its Relationship to Higher Education
- Professional Development
- Teacher Evaluation and Student Growth
- Visual Art and its Relationship to Career Technical Education (CTE)

Category: Relationships - Position Statements in this Category include Position Statements on:

- Community Collaborations
- Deaccessioning Objects in Art Museum Collections
- Diversity in Visual Arts Education
- Freedom of Speech Through Visual Expression
- Importance of State or Province Level Agency Directors of Arts Education
- Use of Race Based Mascots in Educational Settings
- Art Educators to Decision-makers
- Student Art Contests and Competitions
- Supporting, Sustaining and Retaining Art Education Programs in Colleges and Universities
- Collaborative Research

Category: Curriculum - Position Statements in this Category include Position Statements on:

- Arts Integration
- Media Arts
- STEAM Education
- 21st Century Skills and Visual Arts Education
- Use of Imagery, Cultural Appropriation and Socially Just Practices
- Visual Arts as Part of a Well-Rounded Education
- Visual Arts Education and Social Justice
- Visual Literacy

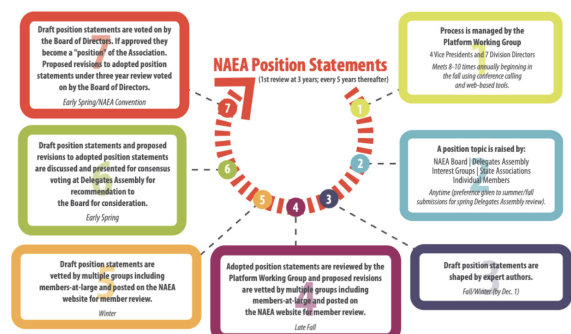
Category: Instruction - Position Statements in this Category include Position Statements on:

- Benefits of Art Museum Learning in Education
- Connections Between Instruction, Assessment and Learning in the Visual Arts
- Digital Citizenship
- Distance Learning in Art Education
- Ethical use of Copyrighted Imagery and Primary Sources
- Field Trips or Field-Based Learning
- PreK-12 Teacher Evaluation in the Visual Arts
- Scheduling, Time, Enrollment, Facilities, Funding and/or Resources for Visual Arts Education

Category: Assessment - Position Statements in this Category include Position Statements on:

- Impact of High Stakes and Standardized Testing on Visual Arts Education
- Student Assessment in the Visual Arts Classroom

NAEA Platform and Position Statements




Interested in knowing more about how the NAEA Platform and Positions Statements are managed? Visit the NAEA website for more information.

REFLECTIONS

Gayle Mulder
Membership Chair
membership@ohioarted.com

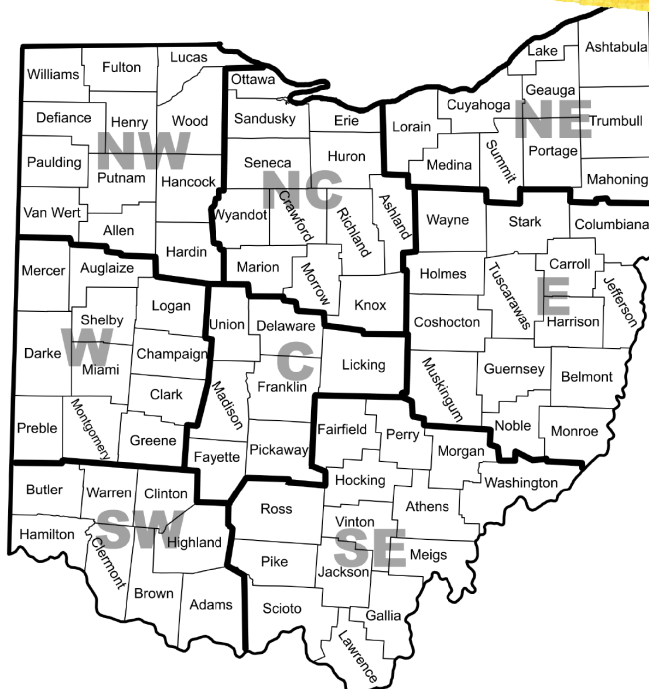
As I prepare to return and ready myself for a new year (caffeine in hand), I find myself reflecting back on all of the exciting travels and experiences of the summer. New friendships, museums visited, knowledge gained and exploration of my own work, have me filled with an immense amount of joy! I personally find great strength and comfort among our membership. I often reflect on the choices I've made to lead and where I would be if I had not said yes, but more importantly, the direction I'm going. We not only have strength in numbers (currently 1334 and growing), we have solidity in the quality of educators and artists alike.



While you continue to unveil your own purpose and passion, remember how much you affect others. Not only our students, but also one another as professionals and friends. Help each other celebrate strengths and uncover our weaknesses, so we can continue to grow. I for one would not be where I am if it were not for the support of my fellow leaders. They empower me to strengthen our organization, I gain confidence to advocate for my students, and friendships that could not be found outside OAEA.

#whyOAEA I want to hear from you! So give me a shout on social media using the hashtag #whyOAEA. Share your reasons with me and you will be entered into a drawing to be received at our 2019 conference in Columbus! That's right ladies and gents, I will put together fab swag and if your name is called... please hoot, holler and dance your fine art self on up to the stage to claim your goods!!

OAEA Regions



OAEA divides Ohio into eight geographic regions to serve its membership. Each region conducts an annual meeting at the OAEA Professional Development Conference along with selected meetings within their region. Each region organizes programs in response to the needs and interests of their regional membership. New to OAEA and not sure which region you belong to? Consult this map. Regional activities will take place at the annual conference for you to enjoy: social hour, regional lunches, awards voting, and time spent getting to know your art teacher neighbors.

Regional Directors Keep OAEA Running

LISA GIRLIE • Vice President of Regions • 1stvp@ohioarted.com



Create your own paintbrush people along with VP of Regions Lisa Girlie at the OAEA Conference.

I was fortunate to be able to attend the Midwest NAEA conference in June in Kansas City. It gave me the opportunity to see how other states run their associations. It confirmed to me all the things that Ohio is doing right. Specifically, how your Regional Directors gather input from their regions, bring it to the table during Leadership Assembly meetings and work on your behalf. Also, they do an amazing job coordinating professional development, organizing social activities and keeping members connected via a variety of social media platforms. I'm even more fortunate to be able to work with these top notch individuals. They keep OAEA running smoothly in each of our 8 regions.

Please join me in thanking our regional directors:

Central CoRDs: Rebecca Turk and Kathy Fuller
centralrd@ohioarted.com

East RD: Terri Bradshaw - eastrd@ohioarted.com

North Central CoRDs: Tracy VanBuskirk and Wendy Maret
northcentralrd@ohioarted.com

Northeast RD: Mary Elizabeth Norman
northeastrd@ohioarted.com

Northwest RD: Erin Dechman - northwestrdrd@ohioarted.com

Southeast RD: Jennifer Appelfeller - southeastrd@ohioarted.com

Southwest RD: Jacqueline Sommer - southwestrdrd@ohioarted.com

West RD: Megan Newton - westrd@ohioarted.com

The Regional Directors will hold regional meetings and will have a meet and greet with their local members at our fall conference on November 14 - 15, 2019 in Columbus. The theme is UneARTH Your Creative Potential. Let's share how we all go GREEN in our own ways in our classrooms. I'll put in a plug for my workshop. Using old paintbrushes, used art supplies and some homemade and purchased clays we are going to create "Paintbrush People" and some other funky stuff. I can't wait to see you there.

Conference Bound welcome to columbus



Rebecca Turk
Central Co-Regional Director
centralrd@ohioarted.com

It's time to plan and prep for your Ohio Art Education Association Conference experience. We encourage you to take advantage of other events in and around Columbus. Here are some suggestions to get you started:

Franklin Park Conservatory and Botanical Gardens is home of its own Chihuly Collection on display throughout the Conservatory.

Dublin Arts Council will have an exhibition of functional ceramic artwork, Masayuki Miyajima: New Work.

Columbus Museum of Art is within long walking distance of Conference and **The Pizzuti Collection of the Columbus Museum of Art** is a short walk from the Convention Center.

Otherworld is an immersive art installation that fills 32,000 square feet created by over 40 artists.



Central RD Tips for Conference

Tip #1

Bring small snacks and water to keep you energized and focused as you dash from session to session.

Tip #2

Get out and enjoy nearby local fare for lunch on Thursday. North Market is a popular destination. Ask a local for recommendations.

Tip #3

Meet new colleagues. You already have some things in common by attending. Strike up a conversation with the person next to you at a meal, a regional meeting, or a session. Make new friends, build your network, and consider collaborations.

We would love to highlight your stories and photos of your students' artwork in future Central Region articles. Email centralrd@ohioarted.com with submissions.

Follow us on Facebook at Central Ohio Art Education Association and look for informational email blasts for event details and updates.

ⓔ The Greatest Gift.

TERRI BRADSHAW • East Regional Director • eastrd@ohioarted.com

Each year, conference attendees usually receive a reusable cloth bag at check-in. This year, in an effort to support the conference's green initiative, all attendees are asked to bring their own reusable bag. Regardless, there are several important pieces of information you will receive at registration– the conference booklet containing the map (most important!) – and some vendor info, among other things. Your empty bag will get FILLED, throughout conference, with all the vendor free-bees and break-out-session lessons, supplies and samples.

One of my favorite things to do after conference is to go through the bag and sort all the swag I collected over the weekend. I sort it into categories such as - important information and art opportunities, class lesson ideas and samples, classroom decorations (posters and such), class room art supplies and student giveaways. Let me explain further about the use of art supplies into the class room vs student giveaways...

Our conference vendors – year after year – are extremely generous about giving samples freely, as well as deep discounts on items during the conference; and there's always the wonderful giveaway at the end (I'd never miss it). But what to do with all this wonderful stuff? Ideas include, keeping it for personal use (we call it 'art therapy'). Absorbing it into your art class rooms. There are lots of supplies in your bag when you go home, and they would absolutely be useful during your lessons. Maybe adding a special finishing touch to a project or just making sure there's enough for each student. I have around 650 students in my building, so I absolutely understand the need for all the supplies I can get. BUT... How about giving it away as incentives for students? I don't know about your schools, at my school, student

supplies are kept in their regular class room and mostly managed by the classroom teacher. So, any art supplies on that list – markers, colored pencils and crayons- are used solely in that setting.

When I reward students with art supplies they seem to be so thrilled! Last year, I had enough supplies to reward each of my Jerry Tollifson essay writers with a nice surprise art supply gift bag after they submitted their work! You would have thought they won the lottery by their reactions! How about a reward for doing some summer art? I give a list of 20 art challenges in June, for students to bring back in the fall. Students who've completed 5 or more challenges receive a prize – art supplies! What about students who have their art shown in YAM or YPAE or your Regional shows? Yes! Give them art supplies so they can make more art! It sounds expensive- right? – Wrong! Most of it was free – from Conference!

Whatever you decide, I'm sure your conference swag will be cherished, enjoyed and well used following your best professional development experience of the year!

ABOVE: Bring your own tote bag this year to conference. Perhaps this great one available for purchase at oaea.org.



ⓃC The Art of Recycling

TRACY VANBUSKIRK
North Central Co-Regional Director
northcentralrd@ohioarted.com

We find ourselves fully immersed in a brand new school year, it's time to start getting excited for our annual conference. The 2019 conference will take place in Columbus with a theme focused on going "green" in the art room. Using recycled materials in our classes can contribute to many positive things. We are keeping unnecessary "junk" out of landfills, we are teaching students how to take an item once considered trash and transform it into something beautiful once again and we are helping kids to use their wildest imaginations. Or maybe recycling in your classroom means that you have to find ways to maintain a tight budget so you depend on recycled supplies to achieve your goals for the year. No matter what your "green" ways are in your art world, thank you! Thank you for being a great example to young minds about how we can continue to transform and preserve our beautiful world.

As you prepare for conference, one important area to begin thinking about is our awards and leadership nominations that will take place at our regional meeting. Bring your nominations for OAT, Advocate, Service, Division and Art Educator of the Year Awards. The best thing you can do is to read over the details about each of these awards (www.oaea.org) and have the information about your nomination ready to go. We will also have two leadership roles to fill in North Central: Regional Director Elect and a new PR/Advocacy Chair. If you are considering these positions and have questions, reach out to Wendy and Tracy at northcentralrd@ohioarted.com.

NE REACH OUT!

MARYELIZABETH NORMAN

North East Regional Director • northeastrd@ohioarted.com

Conference!! The biggest event, the best event, in an art teacher's year...to give back, to learn, to reconnect, recharge, to reach out!! Yes! Your opportunity to reach out!!

"Of course, reaching out is easier than it's ever been!" you say. "I can reach out to anyone, anytime I want, anywhere I want. I can get all the ideas I need just by scrolling." Social media has become our shield, and our phones have become our friends. Let's be real for a minute: We are art teachers; we know that seeing the work online cannot compare to seeing the work "in person". So it goes for ourselves. You don't begin to capture the reality of in-person online. However, unless you are one of the rare ones among us, it can be daunting to reach out, even at Conference.

Many of us are the solo show in our buildings. Many of us may be new to our jobs, new to the art ed world, or only occasionally permitted to come to conference; many of us only see our conference friends this one time each year, so what if they forgot about us? Many of us would sooner crawl under the table than enter a room full of people and make our way to a familiar face. If any of these are the real you, please stand up (if you dare).

A little bit bolder now....look around.

A little bit bolder now...say hello.

A little bit bolder now...Introduce yourself and ask if this seat is taken. And.....SHOUT...strike up a conversation!

Ohmygoshareyoustillbreathing?? Right, you might not be; the anxiety! But you might, you just might, make a new friend, get a few laughs, discover a new idea, experience that instant lift when you share something a little bit real.

In today's world of Public Perfection, the Relentless Race, and Insurmountable Insecurity (yeah, we're still being real), secretly, quietly, dare yourself to reach out to someone. Conference is the perfect place to do it!! If you are the person who is new or can rarely get away, then you really need to dare yourself to do this. What's the worst that can happen? You might not walk away with a new BFF. If you are the person who has been coming forever, and you definitely have your friend group, and you can't wait to see each other, then you really need to dare yourself to do this. What's the worst that can happen? You might shift the group dynamic slightly.

True life story: I reached out because I was marooned on that art teacher island all by myself. I reached out to a colleague at a workshop, and struck up a conversation. We said hi and exchanged small talk and little congratulations on nice projects for some time. I invited her to a workshop. Then I invited myself to her art show. She asked me for help on a project. Then she took over a regional show that I had previously run. She asked me for help. The next year, I offered help. Now she and I are planning a show of our own together and we call each other during the school year to collaborate. We call each other friend.

The reality is that relationships take time, but you will have taken a step. Exchange contact info, and promise yourself to keep in touch. Send a lesson plan, send a little thanks-it-was-great-to-meet-you note. Find that person next year, and catch up on the highs and lows since you saw each other last. What was your favorite thing this year? Share that. What are you most looking forward to at conference? Share that. Do one of the workshops together. Working side by side is a great way to get to know each other.

If you are in the big, fun group who does everything together, find somebody who looks a little lost and invite him/her along. S/he will love you for it! Your group will likely be the richer for it...more humor, more ideas, more camaraderie; win, win, win.

Whether you're the one in the big noisy group or the one on the outside looking in...reach out! Be just a little bold and magic can happen. There's no better place than Conference to do it!



MaryElizabeth's students are hard at work on a collaborative community mural. Check out page 22 to learn all about this experience.

Have you “ARTed” lately?



ERIN DECHMAN • Northwest Regional Director • northwestrd@ohioarted.com

I know for some of us, being able to create art daily, weekly, monthly can be a challenge. Being a single mom of 3 makes it hard for me to find time to focus on my own art. That is one of the reasons OAEA is such an amazing organization. Holding events like Conference and Summer Symposium as well as workshops allow us that time to focus on US!! Speaking of arting, for those of you who missed Summer Symposium, there were so many exciting classes. Gayle Mulder and Lisa Girlie joined me to represent our region. We got to do some alcohol ink on glassware, some metal work, including colored pencil on copper, along with several other classes. We also got to go on a few Gallery tours. We had lunch in one, and let me tell you, sitting and having lunch in a gallery and looking around at so much beautiful and interesting art was inspiring. I hope more of you can join us next summer in Athens! Keep attending those workshops and If you are not sure of your regions workshops, email your RD.

Now onto the exciting stuff...CONFERENCE IN COLUMBUS at the Columbus Hilton and Convention Center! I am already so excited for this November. There are so many exciting workshops to choose from. Some repeats from last year as well as many many new ones! There will be approximately: 35 hours of Hands On workshops: 18 hours of Ticketed workshops: 59 hours of standard workshops. One of the guest speakers is Sandy Knight, so there is so much to look forward to. Keep checking the OAEA website for that registration window to open August 1st! We will be having a NW party that I hope everyone attends, even if it is only for a few minutes! Our membership is up so I want as many of you at conference as possible this year! Anni Albers once said: "Art is something that makes you breathe with a different kind of happiness." So get ready to UNEARTH your greatest potential as an educator and artist, and breathe a new kind of happiness!! Take care of you and I will see ya'll in November!

RIGHT: Art created during the colored pencil on copper workshop at the Summer Symposium.

Regional Lunches will take place at Conference on Friday, November 15th, 1:00-2:30 pm in the following locations:

Central	Union Station Ballrooms B & C	Kathy Fuller and Rebecca Turk
East	A112	Terri Bradshaw
North Central	Hilton/ Edna Boles Hopkins	Wendy Marett & Tracy VanBuskirk
Northeast	Hilton/Elijah Pierce A & B	MaryElizabeth Norman
Northwest	Hilton/Robert King	Erin Dechman
Southeast	Hilton/Edward Hayden	Jennifer Appelfeller
Southwest	A113	Jacquelyn Sommer
West	A111	Megan Newton

SE glass fusion and possibilities

JENNIFER APPELFELLER • Southeast Regional Director • southeastrd@ohioarted.com



We had a great time kicking off June with our glass fusing workshop! Our artist, Bonnie, was great and extremely helpful with learning how to layer and cut the glass. We are looking forward to Lily Fest and supporting Lynda Berman and local artists from our area.

I am eager to start the school year and equally excited about the possibility of new projects. I am developing a plan to implement strategies within my classroom for students who have experienced trauma. With the roughly 1250 students whom I see weekly there are several with issues I work through on a daily basis. I have noticed an increasing amount of students unable to focus due to these unforeseen issues outside my classroom walls. It has sparked me to soak up as much information on the topic as possible.


Keep in mind as we start the new school year that we are always looking for Outstanding citizens, businesses, Art advocates and not to mention Outstanding Teachers to nominate for awards at our OAEA conference in November.

Conference is fast approaching. Be sure to fill out your out of the district paperwork to be able to attend conference! With this being so close to our hometown I look forward to seeing lots of new faces! Instagram @southeastOAEA

SW
hey, hey
SW!

JACQUELYN SOMMER
Southwest Regional Director
southwestrd@ohioarted.com

With so many amazing events that occurred this summer around the region it is crazy to think that our 2019 conference on November 14-15 is right around the corner in Columbus! We will be electing a new RD Elect at conference as voting on nominations for many OATS, Advocate for the Arts, Division Awards, among others. Register and book your room early to take advantage of being right in the middle of the energy. Now that we have all shifted gears and are fully back in the crazy energy of the classroom, it's time to keep those good self-care habits in place that we formed over the summer and feed the educator/artist while we think about how to become more Green. In my classroom paper scraps are a huge opportunity to get more green. This year we are having an art trading wall by using all of the scraps of paper as our Artist Trading Card paper. I'd love to hear back from all of you about what tips and tricks you use in your learning spaces. Keep your eyes on your email and our Facebook page for info on our award ceremony in October as we honor amazing business, community members and our distinguished art educators in the region. I encourage all of you to reach out and to connect with one another before conference. Remember as things get busy take a breath, be inspired by each other and remain energized.



Get to Know LOGAN

MEGAN NEWTON • West Regional Director • westrd@ohioarted.com

I would like to take a moment to celebrate an amazing arts advocate from the western region. Logan Oskey graduated this past year from Tipp City High School and has left quite an impact on his community.

Logan created and developed a program called, *Art with a Heart*, where he connects high school students with patients at Dayton Children's Hospital where the students and patients take time to draw and paint together. Currently, the program is run out of the public library and Logan has been able to enlist his peers to help with the program.

Logan knows and understands the power of art. He knows that art can bring people together and is aware of the healing powers that only art can bring someone. Although Logan has graduated, he has worked tirelessly to continue to grow his program and has now recruited elementary and middle school students to work with patients from Dayton Children's Hospital.

We are so incredibly proud of this young advocate! Logan is an inspiration to us all and continuously reminds us about the power of art. The West region is proud to present, Logan Oskey, as our regional Distinguished Citizen and as the state award winner! Congratulations to Logan and his art teacher, Alexis Gentry!



Logan Oskey
Acrylic Painting
Alexis Gentry, Teacher



Get out your calendars!
Make the appropriate notations as you read this article.

Highlight the 2019 OAEA Conference! The date is November 14 and 15, in Columbus, Ohio, at the Hilton Hotel and the Columbus Convention Center.

Place a big star on November, Friday, the 15th. That is date of the November Distinguished Fellows meeting. The time and room number will be sent to you via e-mail when details have been finalized.

Friday, the 15th, is also the Awards Ceremony. Remember to pick up your finery from the dry cleaners soon so you will have no excuse not to attend!

I am confident that Thursday, November 14, will be of interest to you, too. The Emeritus Division has a full day planned for those of us who are retired! There will be transportation to take us to several art venues around Columbus AND a lunch stop is included! It will be a great day with no driving and no parking hassles!

And, of course, supporting the Distinguished Fellows fund raising raffle of Norm Schnepf's oil painting, *Surviving Solids*, is of paramount importance. *Surviving Solids* was graciously donated by Tim Shuckerow. Raffle tickets to win Norm's painting can be obtained on-line when registering for conference, through Randy Robart anytime <historian@ohioarted.com>, and at conference. Raffle tickets are \$10 each. The raffle will conclude at the end of conference. Please consider supporting this fundraising opportunity generously.

The 2019 Summer Symposium is now a part of Distinguished Fellows history. Edie Davidson, Chairperson of the Symposium, bested some daunting obstacles to make the event delightful

and memorable. There is no adequate way to thank her but give it your 'best shot' if you see her OR even better, send her a text or note!

Classes were held in Bliss Hall at Youngstown State University in the 'blissfully' air conditioned, spacious, and well provisioned art rooms. Chairperson and part-time Faculty at YSU, Edie Davidson, taught copper etching techniques in the lab where she normally conducts classes. Dr. Samuel Adu-Poku provided assistance and moral support.

Situated next to Bliss Hall is the environmentally sensitive architecture of the McDonough Museum (seen above). The McDonough thoughtfully hosted a reception for Summer Symposium participants on Tuesday. Wednesday, lunch was catered by the Butler Institute of American Art in their beautiful and airy interior court. An abbreviated tour was provided. Many thanks to these outstanding institutions!

Fellows who gave of their time and expertise in presenting were: Edie Davidson, Lynda Berman (with presenter-in-training Erica Kenny), Alice Tavani, Michele Hamsher, Amelia Joynes, and Barrie Archer. Friends who gave of their time and expertise were: Terre Brock Davis, Matt Young, Trina Parrish, Erica Kenny, Chelsea Wisbar, Missy McCormick, Jessica Zappia, Sarah Herholtz, and Chris Leeper. Many, many thanks to all! You made it a great symposium!

And, breaking news ... Summer Symposium 2020, captained by Lynda Berman, will be held in beautiful southeast Ohio. Shannon Fish, high school art teacher from Lancaster, will also co-ordinate the symposium. The famous Dairy Barn and the Kennedy Museum of Art will be two of the venues we will be using. It will be in June. Tentative dates: June 23-24. Circle on calendar. Start planning now!

TAB

special interest group

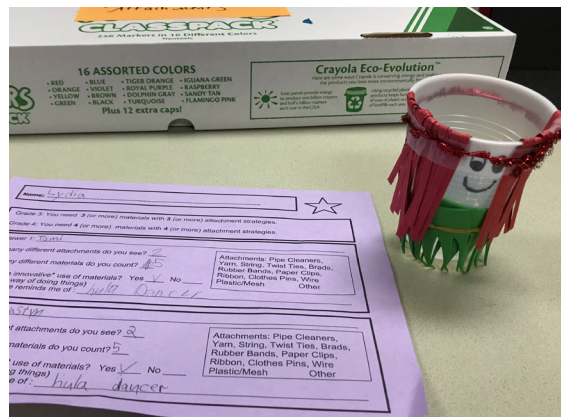
DAWN NORRIS • TAB/Choice Special Interest Chair • tab@ohioarted.com

Being environmentally aware and resourceful when setting up centers in your art room are two ideas that go hand-in-hand. A long list of materials that often end up in landfills can instead be reused in the art room. Bottle caps, cardboard tubes and boxes, egg cartons, plastic containers, and fruit cartons, are some of the items that could be reused in the 3D Sculpture Center. With these materials, students can design and build all sorts of objects from piggy banks to marble mazes.

For older students, in grades third and up, introducing the Attachment Test to open the 3D Sculpture Center encourages creative construction techniques. The Attachment Test was created by Diane Jaquith to solve a problem of her students trying to glue or tape every material, resulting in failed attachments and a lot of waste. To pass the Attachment Test, the students must use a specific amount of attachments and materials to create a sculpture, without using glue and tape. They also must create a solution to the Attachment Test that looks like something that is recognizable and they must have other students review their work.

Some attachment materials to include in the 3D Sculpture Center are pipe cleaners, paper clips, rubber bands, brads, twist ties, and yarn. You can repurpose an empty marker box to store these materials. Students can use these materials to wrap, twist, insert, clip, and tie materials together.

If you would like to learn more about the Attachment Test, a session will be presented about it at the OAEA Conference on Friday, November 15 at 3:00. You can also learn more at my website <http://bweart.weebly.com/blog/the-attachment-challenge>.



TOP: Third Graders at Big Walnut Elementary engaging in the Attachment Challenge. **BOTTOM:** Work by Lydia, Grade 3 from Big Walnut Elementary School.

NAEA


WR

Summer Leadership Meeting

CARRIE BARNETT
OAEA President
president@ohioarted.com

Thank you to Bob Reeker, NAEA Western Region Vice President and Kim Cairry, NAEA Western Region Vice President Elect for organizing a wonderful Western Region Summer Leadership Meeting. Forty-five art education leaders, representing 15 states, met in Kansas City, MO, June 19-22, 2019 for this year's meeting. Your OAEA representatives included: Carrie Barnett, Matt Young, Lisa Girlie, and Gayle Mulder. To start things off, Missouri Art Education Association hosted a welcoming reception on Wednesday evening. Thursday morning attendees shared NAEA@home; each leader shared an art work from their home and told of its importance in their life. Business included talk of NAEA Position Statements and then Nancy Walkup presented information about professional publishing. The afternoon was split between Nelson-Atkins and Kemper Art Museum, both included tours and hands-on activities. We ended the day with state board reports.

On Friday we worked with new position statements and review of position statements and Debra Pylypiw presented about NAEA Webinars. Following lunch, attendees gathered at the Kansas City Art Institute for both tours and hands-on experiences. The end of the day included "Conversations with Colleagues" around topics of interest and a wonderful dinner for all 45 attendees. Our final morning together centered on Equity, Diversity, and Inclusion with a presentation from Deborah Reeve and finished with state reports. What an amazing 2.5 days of business, professionalism, sharing, and togetherness! The 2021 NAEA Western Region Summer Leadership Meeting will be in Cleveland, Ohio.



Creative Strategies for Social and Emotional Learning

JONATHAN JURAVICH • ARTline Editor • artline@ohioarted.com

In the last issue of ARTline, Laura Tawil updated everyone on the revision process for the Ohio Visual Art Content Standards. That process is still underway and soon the proposed revisions will be up for public comment. We definitely want your comments of support, inquiry, and your challenges to the proposed language. However, at the same time there is a whole other set of standards that I want to bring to your attention.

Educators from across the spectrum of teaching contexts lent their voices and experiences to the development of Social and Emotional Learning Standards for students in grades Kindergarten through Twelfth Grade. These standards were adopted by the state board of education in June and are available here: <http://education.ohio.gov/Topics/Learning-in-Ohio/Social-Emotional-Learning-Standards>

What is Social and Emotional Learning (SEL) exactly? Well, a working definition would be: The process through which children *and adults* understand and manage emotions, set and achieve positive goals, feel and show empathy for others, establish and maintain positive relationships, and make responsible decisions.

No, these standards are not going to be assessed with state testing. But the word “standard,” implies guidance, accountability, and necessity. These standards are not just for classroom teachers or guidance counselors but are for all of us who are involved within the education system... all of us who strive to support our students to become confident, successful, compassionate adults. I believe that as art educators, we can be leaders in this work. Many of us work with our students year after year, building relationships and knowing the unique contexts that each of them bring to school. We often work with an entire school population of students and have our finger on the pulse of the building’s culture. I also believe that these standards can assist us in advocating for the power of a strong arts education for educating the whole child.

Much of SEL is what you are already doing in your classrooms innately but approaching it with more intentionality. However, you may still be overwhelmed with the idea of this work, or where to begin. I am offering a Master Class through the National Network of State Teachers of the Year titled “Creative Strategies for Social and Emotional Learning” starting on September 16. During these five one-hour modules you will hear from several educators from different content areas and grade levels and how they intentionally approach this work. There is a fee for the course, but a department, school, or region could go in together, sign up, and plan a watching party around the modules for Professional Development. Here is the link if you are interested, or email me and I will send you the link: <http://www.nnstoy.org/learning-opportunities/>

At conference I will be giving two presentations on Thursday November 14th that use the new Ohio SEL standards as the basis for collaborative, meaningful efforts in our art rooms. Hope to see you there.

love. learn. launch.

Empowering our Community to Soar

MARYELIZABETH NORMAN • North East Regional Director • northeastrd@ohioarted.com



Chapel Hill Christian School was awarded a \$6,000 TeachArtsOhio grant by the Ohio Arts Council (OAC) to help bring visiting artist Bob Yost to our school for the 2018-2019 school year. Ohio Arts Council states, "The TeachArtsOhio (TAO) program brings schools and community organizations together with teaching artists to share engaging, personal, high-quality arts-learning experiences." Jarred Small, OAC Arts Learning Coordinator presented at an OAEA leadership assembly meeting in early 2018. He inspired and encouraged us to engage our students in art-making experiences beyond the classroom walls. Following the assembly meeting, Jarred made himself available for anyone interested in pursuing a grant with OAC. Navigating the entire process with (Continued on Next Page)

(Continued from Previous Page) Jarred was a wonderful experience! Working with Jarred gave us the confidence and knowledge to be bold in broadening our school family experience this year. We are so grateful to OAC for making possible a long-held dream for us; a collaborative, creative experience, open to everyone whom CHCS has touched throughout its 53 year history.

Our whole school community spent the year working together to create a permanent ceramic mural. Love, Learn, Launch; the mural, in the shape of an eagle in flight to recall Isaiah 40:31, our school motto, now beautifies our school lobby. Incorporating Bob Yost's signature style of utilizing both positive and negative space, the mural is a dynamic portrayal of the school's mission to enable our students to soar. Created by the community, for the community, it is a texture-rich feast for the senses. Unlike traditional artwork, this piece is only 3 feet above the ground, inviting passers-by to touch and view.



Bob Yost is a local ceramic artist who has done similar projects with other schools and community organizations in the Akron area. Mr. Yost joined our classes to provide every student the collaborative experience of creating with a noted, working artist. Under his guidance, students created hundreds of ceramic tiles, to be transformed into our mural (above).

CHCS staff, families, alumni, founders, and anyone interested were invited to participate in the project, which beautifully captured who we are as Chapel Hill Christian School. Families, board members, and donors had the opportunity to join the creativity at the school's annual fund dinner in September or to participate at our Open House in October. Many were excited to participate, see what their children were doing, and leave their legacy in the tiles. Mr. Yost was on hand at both events with a working station and volunteer help from our faculty and staff to guide participants through their contribution to the mural.

The students flexed their STEM skills, learning about the physical and chemical changes taking place in firing process, the difference between bisque and glaze fires, predicting results for the finished tile, and sorting and counting the pieces for final

assembly. It was a true 21st century learning environment, as we collaborated with each other, our working artists, and local community arts organizations; polished our communication and social skills; employed our critical thinking skills to predict and imagine our final outcome, as well as making design decisions on the spot as we glazed and sorted for firing. Mr. Yost emphasized true collaboration throughout his time with us. He explained to the students, "I want you to say, 'I helped make this mural'...I want you to take ownership over the whole mural, as opposed to just one tile in the whole mural."

Our final firing was a huge job. In addition to Mr. Yost firing at his studio and Mrs. Norman firing at school, we partnered with Quirk Cultural Center, of Cuyahoga Falls Parks and Recreation. Quirk has almost an entire floor of a converted old school building dedicated to a full ceramic studio open to anyone in the community. They were a significant and willing help in our final stages of production!

While Mr. Yost worked on the final assembly of the mural, he also led a class for faculty and staff where we explored the nuances of working with clay. Each faculty member was able to make two pieces, trying different techniques under his direction. As we worked we discussed and felt the therapeutic benefits of putting our hands in the dirt. Once our pieces were fired, we hosted an open studio for any wishing to come back and glaze, a wonderful time of collaboration and camaraderie. Fifth grade students were able to work in a real studio, as we had a two-part field trip to Quirk to work with one of their ceramic artists. The first week, we built our pieces; the second week we glazed.

When our mural was completed, we hosted an unveiling party where we shared a movie of our whole experience. Several voices documented our project, and many more shared and revisited. We invited our entire school community, arts partners, legislators, media; anyone wishing to share our joy. During our celebration, we thanked the Arts Council, our legislators, our artists, and honored the founder of our school. We shared memories and congratulations at a reception following the unveiling.

The creation of our ceramic mural was an organic experience connecting us to each other, establishing a shared sense of belonging, and a connection to the stewardship of the earth. We have been given this opportunity to come together and create a lasting and tangible legacy piece. The work of our hands will bless all who enter our doors, continuing to tell our story for generations to come. For this we are most grateful.

Love Learn Launch: Empowering Our Community to Soar is made possible in part by state tax dollars allocated by the Ohio Legislature to the Ohio Arts Council (OAC). The OAC is a state agency that funds and supports quality arts experiences to strengthen Ohio communities culturally, educationally, and economically.

The Top 5 Things to Remember

KATIE HOEPER • YPAE Exhibition Chairs • ypaeexhibit@ohioarted.com

YPAE Exhibit Chair Katie Hooper has some helpful hints for you to prepare your artwork. Take her advice and you can celebrate like she does at the Central Region holiday get-together.



Summer! What a lovely time to regroup, refocus, and ready ourselves for our best school years yet! Okay okay, I'm not ready to be thinking too much of school yet either, but before all the craziness of autumn rolls around, here are the Top 5 Things to Remember when submitting artwork for YPAE:

1. Mat your artwork - Maximum outside edge of the mat is 24" x 30" and mats must be at least 3" wide all the way around the artwork.
2. Back your artwork - Foam core or double thick cardboard that is the same size as your student's artwork is required. When the art work gets shrink wrapped, this backing insures that the matted artwork does not bend, curl, or warp.
3. Mark the back of your artwork with your name, student's name, school, your region, and which direction is the Top of the artwork.
4. Take a good quality photo of your artwork - you'll need this for your online submission.
5. Speaking of online submission, give yourself a little "wink-wink" deadline to have your artwork submitted online before the December 15th deadline...I know we all work well under pressure, but maybe give yourself a little break during one of the most stressful months of the year.



Get Invited

To the House of Representatives Student Exhibit

The House of Representatives Student Exhibit showcases one piece of student work (**grades 9-11**) for each of the **99 Legislative House Districts**. It is an invitation based exhibit but if interested you can be placed on the guest list (first come - first served). Contact the coordinators by emailing to: Houseofreps@ohioarted.com.

OAEA appreciates the partnership with the Ohio Arts Council & the Ohio House of Representatives in this exhibition. All student artists who are invited to represent their Ohio House District will receive \$100. This will be awarded at the reception in the fall of 2020.

Teachers submit a good quality jpeg of the student work rather than send the original art.

It's Almost That Time of Year

MARY SALA & STACEY BATTOCLETTE • YAM Exhibition Chairs • yamexhibit@ohioarted.com

March is right around the corner, so it is time to start to plan how you will celebrate Youth Art Month and showcase the talents of your students. As an OAEA member, one of the many benefits you get is that you have multiple opportunities to showcase your students' hard work, including the YAM and YPAE shows!

The Youth Art Month show includes 2D and 3D artwork from students grades Pre K - 8 at the State Teachers Retirement Systems building in downtown Columbus. The winners from each category of the YAM Flag and YAM Graphic Design contests (open to grades K-12) are also displayed at STRS during the YAM show. The winning essays of the Jerry Tollifson Art Criticism Open are featured in the STRS building along with the YAM show as well. JTACO is great way to engage your students (grades 1-12) in cross-curricular writing and critical thinking. Just a few blocks away, the Young People's Art Exhibition, is on display at the Rhodes State Office Tower across from the Statehouse. The YPAE includes 2D artwork from students grades Pre K - 8. As an OAEA member, you may submit one artwork (2D or 3D) to the YAM show, and one artwork (2-D only) to the YPAE show. You may also submit up to ten entries per age category for JTACO, and one entry each for both YAM Flag and Graphic Design contests per school.



I know we are all so busy, but submitting work is SO EASY! All you need is a computer, photo of the work, your basic OAEA information, and student information.

Here goes...

- Choose which pieces you will submit.

Remember, you can submit ONE piece to YAM (2D or 3D) and ONE piece to YPAE (2-D ONLY) I know... It's so hard to choose, right?!! Perhaps choose a student who has become a leader and positive role model in your classroom, or even someone who could benefit from a little bit of praise and positive energy to continue his or her hard work in your classroom.

- Take a photo of each artwork. (Feel free to use your phone, but make sure it is a clear photograph.)
- Head to <http://www.oaea.org/yam-ypae> to complete the online submission forms.

If you have trouble submitting, please try a different web browser.

Be sure to use a desktop or laptop computer rather than a tablet or smartphone.

The online submission deadline is December 15.

- Mat artworks (minimum mat width must be 3 inches all the way around) with a sturdy backing like foam core or a double layer of corrugated cardboard (not tagboard). Artwork not matted or backed properly will, unfortunately, be returned to the teacher and will not be part of the show.
- Check with your RD or regional exhibitions chair to find out when and where to drop off your pieces so that they get to the right place in time for the shows.
- Be on the lookout for an email from both the YAM and YPAE chairs confirming your submission.
- Check the information and verify that everything is correct. If something needs to be corrected, the exhibition chairs must be informed ASAP.
- Check with your students to be sure they have received the letter explaining when and where their artwork will be displayed.
- Attend the opening, support your student, and celebrate Youth Art Month! Receptions for all the young artists, their families and their teachers will be on Saturday, March 7. Reception times for each region will be posted online closer to the date.
- Artwork will be returned to RDs or regional exhibitions chairs at the March Leadership Assembly meeting with the hope of returning it to teachers before the end of the school year.

Additional submission guidelines for JTACO can be found here: <http://www.oaea.org/jerry-tollifson-art-criticism-open>. Entry guidelines for YAM Flag and Graphic Design contests can be found here: <http://www.oaea.org/yam-flag-design>.

These shows are a great way to advocate your art program, your students, your school, and Ohio visual arts. Please reach out to your RD or your region exhibition chair if you have any questions! We look forward to receiving your submissions.



Summer Symposium '19

EDIE DAVIDSON • 2019 Summer Symposium Chair • edie58.davidson@gmail.com

The 2019 OAEA Summer Symposium was hosted by the Youngstown State University Art Department in Youngstown, Ohio June 25-26. Edie Davidson, chair of the symposium, was assisted by YSU Art Education faculty Dr. Samuel Adu-Poku and Dr. Lillian Lewis. A total of 57 people participated including our guest artists. Thirteen OAEA members (Fellows and Friends) and three guest artists presented a total of 22 inspiring workshops.

The kick-off for the Symposium was held Monday evening at the Noble Creature Cask House, a repurposed church, turned micro-brewery. Members tasted a variety of small batch ales and lagers and enjoyed Polish comfort food from Babcia's Lunchbox.

There were two opportunities for participants to view art as well as create art. A Tuesday afternoon reception at YSU's McDonough Museum of Art allowed participants to view Studio Conversations in Art Education, an exhibition curated by Department of Art faculty members Claudia Berlinski and Dr. Lillian Lewis. Lunch on Wednesday was held at the Butler Institute of American Art and followed by a special tour conducted by BIAA Education Director, Joyce Mistovich.

Participants selected six classes from a selection of media and approaches that ranged from realism to abstraction, fine art to fine craft and high tech to low tech. Thank you to the following presenters for making the 2019 Summer Symposium a success!

Guest Artists:

Chris Leeper-- Master Class "Simplify for Success" Watercolor
Terre Brock Davis—Master Class "Life Drawing"
Missy McCormick—Master Class "Clay Surface Decoration"

Fellows and Friends:

Barrie Archer –Repetitive Design: Rubber Stamp Printing
Lynda Berman & Erica Kenny--Gelli Printing: Art of the Short Skid
Lynda Berman—Book Arts: Slot and Tab Binding
Edie Davidson—Copper: Etching, Stamping and Roll Printing
Michele Hamsher—Silk Painting, Parts 1 and 2
Sarah Herrholtz and Jessica Zappia—Alcohol Inks on Mugs
Amelia Joynes—Colored Pencil on Copper
Alice Tavani—Sculpt with Nature
Laura Tawil/Trina Parrish—Postcards with Watercolor Pencils
Chelsea Wisbar-Cricut Cutting Screen Printing
Matt Young: Copper: Rivet, Screw and Staple

Already underway are plans for the 2020 Summer Symposium which will be held at the Dairy Barn and the Kennedy Museum of Art in Athens, Ohio. Mark your calendars for June 23 and 24, 2020. Lynda Berman (newsfromlynda@gmail.com) and Shannon Fish will serve as co-chairs for this event. Consider presenting next year or, be a participant, and nourish your artistic soul!



Opposite Page:

LEFT: Bev Finkel at the Gelli Prints Workshop.

RIGHT: Matt Young teaches a Copper Workshop.

This Page:

TOP: Noble Creature Cask House

LEFT: Hard at work at the Rubber Stamp Workshop.

BOTTOM: Lunch at the Buttler Institute of American Art.

ABOVE: Work created at the Silk Painting Workshop.

Do You Remember Your Very First OAEA Conference?

RANDY ROBERT • Historian • historian@ohioarted.com

“Change is the law of life. And those who look only to the past or present are certain to miss the future”.
John F. Kennedy

Remember your very first OAEA conference? Remember meeting new colleagues for the very first time and experiencing an entirely new family where everyone just fits right in? If history teaches us one thing, it is that our future depends on our past and present. These connections are reflected below via commentary from a few of our OAEA 2019 OATs. Each responded with answers to the same two questions:

1. Year/Location of your first OAEA Conference.
2. A remembrance of whom (OAEA Member) and how they inspired your OAEA journey.

If anyone has any doubts the impact of your conference attendance/experiences on another's art education journey, read on... and also, congratulations to all award winners, were celebrating you!

Central

Juls Rathje – Late 1990s Columbus – Mrs. Shineman-Restifo, my art teacher from Watterson High School, where I attended. I remember seeing her at an OAEA conference 5 years into teaching and thinking “I can’t believe I get to be at conference with her” as I felt she must be famous! She hugged me and said how proud she was that I was an art teacher. Her support and encouragement meant a lot to me.

Brittany Schwarck - 2013, in Toledo Ohio - Patty Bode was one of my professors at OSU, and she really encouraged all of us undergrads in the art ed program to write proposals and be active participants in OAEA. I followed her advice, and never looked back! Being a part of this robust and supportive community of art teachers has given me the best professional development I could ever hope for. Not only have I been able to become a better teacher by learning things from other educators, but I have been inspired to share what I know and present on occasion. I do not see a time where I wouldn't be involved with this community. Though she has moved on to Massachusetts, Patty Bode continues to be a powerful influence on my teaching identity and I thank her endlessly for her encouragement to be an active member of the Ohio Art Education Association.

East

Sarah Shumaker - 2011 Dayton Conference - Jann Gallagher. I went to the Dayton Conference alone and didn't know anyone yet. I was new to teaching art in the public school setting, and my “conference regular” friends had just retired. One of my first workshops was Jann's and fortunately I had a tie dyed shirt on.

She was such a fun instructor, made me feel welcome, and began calling me “Tie Dye Woodstock” – and she still often does. I was thrilled to find out she was in my region and that I would be able to see her thru regional events in the future.

Northeast

Karen Schindler - 1990 Columbus - The first member to really make an impact was Michelle Hamsher. It was 1987 and I was doing a 6 week observation in Michelle's classroom. She gave me a loose outline for a design project and turned me loose! I'll never forget my feeling of awe and trust she had in me – we'd just met, I was not even a “real” teacher yet, but she gave me the confidence to jump right in and work with the kids. I've never caught up with Michelle since that experience, but I've never forgotten how she impacted me!

Kathy Stalker-Bailey - 2005, Cleveland “Illustrating the Arts”, at the time I was at the beginning of my Art Ed journey. There are so many OAEA members that have inspired and supported me and to choose only one is difficult. But, being that she was my first Art Ed educator and my last at Kent State, Julian Dorff was there for my Kent Art Ed journey. On day one of my first art ed class at KSU, Mrs. Dorff, as we called her, was dressed in a shower cap, robe, and had a collection of random kitchen utensils. Needless to say I was caught a bit off guard, but this first encounter was to be the beginning of a very inspirational and educational learning experience.

In my practice of art education I often ask WW(JD)D? (Juli Dorff) From the start her expectations were always clear and she was firm yet fair in bringing them to fruition. Julian's commitment to teaching us how to connect with all students, in particular those with special needs, will forever be a part of my teaching practice. Although I don't miss driving an hour to Kent, I do miss being a part of a very rewarding education experience.

Thank you to all who have shared the art ed journey with me and special thanks to Julian Dorff!

Northwest

Ani Geha - 2004 Columbus Conference - I am most inspired by Diane Thorpe. Her drive, dedication, and commitment to NW OAEA has inspired me to be involved and stay involved. The connections made and ideas shared have greatly influenced my years in teaching art.

Continued on next page.

Continued from previous page.

Kristin Kowalski - 2013 Toledo Conference - Lou Ann Glover has been my biggest OAEA influence. I started working with Lou Ann at Maumee Valley Country Day School 7 years ago. She encouraged me to join at that time and said what an influence it had been to her over her 35 years of teaching. Through the seven years we have worked together she has been a huge influence on my teaching practices and has supported me as I developed new curriculum and courses. I have had the opportunity to present those curriculum and courses at multiple conferences. We worked together on many local YAM exhibitions in the MVCDS gallery and she has shown me the importance of building a local art education community in our region. After the conferences we always take time to share interesting topics, themes and information that we learned.

Southeast

Clay Kessler - 2016 Cincinnati Conference - There are several people who have been very influential to me over the years. To that end I would have to credit Matt Young with introducing me to OAEA and encouraging me to stay involved.

Brian Marks - 1992 Cincinnati - I recall taking a workshop off site at the Art Academy of Cincinnati that demonstrated screen printing techniques. At the time, the Art Academy was about to move to a new facility. One person who I found inspiring was Janet Martin. We both taught in Pike County and I met her my first year of teaching in Piketon (she taught HS art and I taught K-5). My 2nd year I taught at Western Pike (K-12) and we attended several conferences during my first several years of teaching.

Southwest

Allison Heisel - 1997 Cincinnati - I was most inspired by our Southwest division representation. After that first conference I realized what an amazing network of talented art teachers I had, so available and connected in our city! It helped me reach out and become active in a network of other art teachers whom continue to inspire me still today!

West

Kristin Mitchell - 2005, Cincinnati Conference - I have two! Mike Silliman was my very first art colleague (the only other art teacher in the tiny district of Hicksville Exempted Village Schools), and the person that introduced me to OAEA! Lindsay Gustafson, who I have had the pleasure of working with for the past decade, has been extremely influential in my professional development and her passion for teaching and all she does for her students has always been an inspiration! Thank you to both of these great art educators!

Kimberly Wheeler - 1998, Toledo Conference - Paula Shrader was my elementary art teacher and she was a member of OAEA. She was still teaching when I started attending OAEA Conferences. I loved her so much as my teacher; She was my inspiration to become an art teacher and it was a surreal experience to attend conferences with her as a colleague...So many others...great speakers and workshop leaders. I have always learned something new at each conference, from new approaches like choice based art, material techniques, new products to navigating new state requirements. Regional workshops and conference helps me stay current.




OAEA Membership Chair, Gayle Mulder was asked by Mercy Health to coordinate a large chalked area as part of the annual *Downtown Lima Inc. Chalk Walk*. The purpose of this event is simply to bring beautiful public art to the downtown area and encourage local businesses to participate by welcoming artists of all ages to create on their sidewalk space. Gayle chose a large area by our Civic Center to do a massive work to honor OAEA and Art Education as a whole along with fellow Northwest members Erin Johnson and Kelsey Schumacher.



advocacy • speakers • hands-on workshops • vendors

divisional meetings • awards ceremony • artisan market

regional meetings • professional development • celebrations



RANDY ROBART • Historian • historian@ohioarted.com

A new school year is again upon us and my empty, but soon to be covered desktop reminds me of all the art yet to be made. It's a time of hope for things yet to be... like finding my fall Artline in the mail featuring everything conference! And speaking of conference and promoting those going into art education, scholarships are offered annually via the Ohio Art Education Foundation. One of our long time members, Tim Shuckerow has again generously donated artwork from his vast collection, which will be raffled with all proceeds going to the OAEF scholarships.

Tim's 2019 conference selection, shown above, is by the late OAEA member and Distinguished Fellow, Norman Schnepf. A 4' x 4' oil on Masonite panel painting, Norm's artwork is titled *Surviving Solids*, and was exhibited in the 1962 Cleveland Museum of Art May Show (acceptance tag on back). *Surviving Solids* was one of Norm's favorites and was painted as an abstract motif in subtle gradations of blues, greens, and lavender. This beautiful painting is framed and ready for hanging and valued at \$1600.

Norm Schnepf was a prolific artist who attended the Cleveland Institute of Art, graduating with a diploma in 1950. After receiving his teaching license and Bachelor of Education degree in 1951 from Kent State University, he became the high school art teacher at Avon Lake High School 1954-1986 and the district art supervisor, 1958-1978. He mentored numerous successful artists and educators who established noted art careers. In 1968, he founded the annual Lorain County National Scholastic Art Exhibition that still functions today.

As a longtime member of the Ohio Art Education Association, he served as elected treasurer for 30 years. It is through his frugal and astute guidance that the association was able to fund annual state conventions and numerous other projects like the OAEF student scholarship. He was honored in 1986 as the Ohio Art Educator of the Year. When the Distinguished Fellows was established in 1991, he was an original charter member. Beginning in 1988 through 2000 he served as the high school student teaching supervisor with Tim Shuckerow, his former protégé for the CWRU Art Education program. The work and hours in support of the OAEA rendered by his wife Doris and himself grew the association into the vibrant and nationally recognized organization membership enjoys today.

Look for this beautiful original oil painting at the fundraising table and please consider purchasing a ticket or two or three, and financially support our future colleagues entering art education. They are our profession's future and worth every ticket purchased.

Tickets may be purchased at conference as well as online during the conference registration process. Tickets may also be purchased anytime pre conference by contacting Randy Robart at historian@ohioarted.com

Lastly, many thanks to fellow OAEA member Mr. Tim Shuckerow, NEOAEA, Director; Art Education/Art Studio, Case Western University for his past and ongoing contributions to the OAEF Scholarship Fund as well as other contributions of time and talents for the OAEA's benefit.

Conference Schedule of Events

The full schedule will be available in the Conference Booklet available online and at Registration. But it is never too early to start familiarizing yourself with the Conference Schedule.

Wednesday, November 13

If you check into the Downtown Columbus Hilton on Wednesday, plan to come to the Fireplace section of the hotel dining room on the second floor 7 – 10 pm and enjoy networking with OAEA members and our vendors over complimentary hors d'oeuvres.

Thursday, November 14

- Registration & Presenter Check In 8:00 am – 4 pm • Room A110
- Fundraising 8:00 am – 4 pm • In hallway across from Union Station Ballroom A
- Student Artwork 10:00 am – 2:00 pm & 3:30 – 5:00 pm in Union State Ballroom A
- PR Displays Throughout conference in the Union Station Ballroom Hallway

- Breakfast

8 – 9:30 am in Union Station Ballrooms B & C

- First General Session

9:00 – 10:00 am in Union Station Ballrooms B & C

Speakers: Carrie Barnett, Kurt Reichert & Jonathan Juravich

- Workshops – 10:00 am – 5:00 pm in the Convention Center Workshops will run throughout the day so you must determine when you want to grab lunch – **LUNCH IS NOT PROVIDED ON THURSDAY**

- Vendors

10:00 am – 2:00 pm & 3:30 – 5:00 pm in Union State Ballroom A

- Emeritus/Retired Mini-Conference

10:30 am board a bus for a day of artistic exploration, lunch and even a divisional meeting!

- Divisional Meetings

2:00 – 3:30 pm throughout the GCCC

- Professional Development Drop Off

4:00 – 5:30 pm at Registration Desk

- Regional Social Hours

5:00 – 6:30 pm – locations announced at 1st General Session

- Dinner

7:00 – 8:00 pm in Union Station Ballrooms B & C

Theme: *Earth, Wind, Fire & Water*

- Second General Session following dinner

Speaker, Angela Hasteltine Pozzi – The Washed Ashore Project

- Artisans' Market

Immediately following dinner in the Hilton Hotel

These speakers will inform and inspire you during our four general sessions during conference.



Friday, November 15

- Registration & Presenter Check In

8:00 am – 1:00 pm • Room A110

- Fundraising

8:00 am – 2 pm & 3:30 – 5:00 pm • In hallway across from Union Station Ballroom A

- Student Artwork

10:00 am – 1:00 pm in Union State Ballroom A

3:00 – 5:00 pm pick up student work at Registration Desk

- PR Displays

Throughout conference in the Union Station Ballroom Hallway

- Breakfast

8:00 – 9:30 am in Union Station Ballroom B & C

- Third General Session

8:30 – 10:00 am in Union Station Ballroom B & C

- Workshops

10:00 am – 1:00 pm & 3:00 – 5:00 pm

- 2 x 8 = OAEA Artist Experience

10:00 – 10:50 am in A210

Speakers: Sandra Knight & Jeanie Auseon

- Vendors 10:00 am – 1:00 pm in Union State Ballroom A

- Preservice Mini-Conference

11:00 am – 1:00 pm in A214

- Off-Site Activities

- Regional Lunch Meetings

1:00 – 2:30 pm throughout the GCCC and Hilton Hotel

- Professional Development Drop Off

3:00 – 5:00 pm and 9:00-10:00 pm at Registration Desk

- Dinner

6:00 – 7:00 pm in Union Station Ballroom B & C

Theme: *Recycled Regalia*

- Fourth General Session immediately following dinner

Speaker: Dr. Linda Hoeptner-Poling, 2018 Art Educator of the Year

- Awards

General Awards – Dr. Linda Hoeptner-Poling, awards

Distinguished Fellows – Barrie Archer, fellows

Art Educator of the Year – Carrie Barnett, president

Circa Awards – Gayle Mulder, membership

- Vendors Give Away, Michelle Kane, marketing



Conference Coordinator Kurt Reichert shares his list of some things you may want to include in your suitcase for your FABULOUS time at the Columbus OAEA Professional Development Conference hosted by Central and Southeastern Regions.

A canvas bag to carry your conference information

In keeping with our theme of being good to the earth we want you to reuse an old conference bag or any bag. There will not be a conference bag provided at registration.

Goodies for lunch on Thursday

There are plenty of places to eat in and near the Greater Columbus Convention Center but we are not having a designated time for lunch. Workshops will be scheduled the entire day. You choose when it's best for you to take lunch. If you don't want to take a break, then bring a granola bar, etc. with you and nibble while you are at a workshop.

Clothing for the different dinner themes

Thursday: Earth, Wind, Fire, and Water

Friday: Recycled Regalia

Yoga mat and gear

Comfy shoes and sweater

Cash

for Artisans' Market, fundraising and so many other things

Return address labels

so vendors can communicate with you

Business cards

to exchange when networking with your statewide colleagues

Cork screw and bottle opener

Phone charger

What would we do without the internet? Here are some websites to check out before you arrive in Columbus mid-November!

How do I get to the Greater Columbus Convention Center and where do I park if I'm not staying at the Hilton? <https://columbusconventions.com/park/directions-and-parking/>

How do I find my way around the Greater Columbus Convention Center?

We are in a part of the convention center that we've never used before. It is the North Building. Our activities will all be centered around the Union Station Ballrooms and "A" meeting rooms. This area is connected to the Hilton Hotel by a bridge that goes over High Street. <https://columbusconventions.com/convention-center-map/>

Where can I find food in the convention center?

<https://columbusconventions.com/foodfun/south-cafe-marketplace/>

Where can I eat outside the convention center that is close by? <https://columbusconventions.com/foodfun/restaurants/>

Just in case I forgot something or I want to go shopping on Saturday, where can I go? <https://columbusconventions.com/foodfun/shopping-entertainment/>

While I am uneARthing my creative potential, what is the convention center doing to help the environment. <https://columbusconventions.com/about/going-green/>

How can I learn more about the Columbus Hilton Hotel since OAEA is using it for the first time? NOTE: Do not use this site to book your hotel room. Instructions are on www.oaea.org so that you get our group rate. https://www3.hilton.com/en/hotels/ohio/hilton-columbus-downtown-CMHDWHH/index.html?SEO_id=GMB-HI-CMHDWHH

At www.oaea.org under the Conference 2019 tab you will find:

Registration information and forms

Hotel Registration information

Floorplan of the conference/hotel facility

Complete listing of all the conference activities

Food selections for each day with pictures of the entrees

Artisans' Market Table Registration Form

Speakers Photos and Biographies


A 2 Day Planner for downloading

on-site workshops

DIANE THORPE • State Workshops Chair • workshops@ohioarted.com

THANK YOU to all who took the time to submit workshop proposals for our fall conference. I'm happy to share that we have 90 onsite workshops, 23 of which are HANDS ON (most we've had in 5 years!!). We also have some new presenters this year, and a few students presenting too! No matter what level you teach, you will find plenty of topics that are relevant, engaging, and inspiring!

Make sure you check the OAEA website soon to see the DRAFT SCHEDULE of events because there are A LOT of them!!!! But don't waste paper printing them because some things get shifted in the last few months for a variety of reasons, and we simply cannot post all of those changes online. But don't worry; when you arrive the BOOKLET will have all of the information you will need to navigate your days in Columbus! Get ready because it's 'gonna be a GREAT few days, starting with the Wednesday night pre-conference reception. Have a great start to your school year~~~SEE YA IN COLUMBUS November 13. Get ready for an inspiring and fun-filled conference with friends new and old!!!!



While you are at Conference, enjoy artwork from the permanent collection at the Greater Columbus Convention Center created by local artists

FAR LEFT: Matthew Mohr's interactive sculpture "As We Are."

LEFT: "The Secret Life of Cedric" by Charlotte McGraw, an artist with Goodwill Columbus.



Recycle - Donate & help an art ed student Mystery Silent Auction

- Fill a cardboard box (suggested size: small or medium moving box from Lowes et al - not more than 15 lbs.) with anything you no longer use in your classroom.
- Wrap and/or decorate the outside of the box but keep the contents secret.
- Bring the box to conference and give to the fundraising people.
- It will become part of a silent auction that will conclude Friday evening after dinner.
- All proceeds will go to the Ohio Art Education Foundation to be used for art education major scholarships.

Your Guide to Professional Development at Conference

From our very own expert

JULIANN DORFF • Professional Development • profdev@ohioarted.com

I am so excited to write this column for Artline! This is my favorite one, because even though it is the end of June as I write this and summer is just getting rolling, you are reading this as the fall semester begins. Now is the time to plan to attend our OAEA Conference in Columbus! Yes, two exciting days, November 14-15, dedicated to you UneARThing your Creative Potential. This conference is the best (and most fun) way to continue to grow and develop as an art educator. Plan now to maximize this opportunity to fulfill your Professional Development needs.

Attending the Conference offers two ways to earn the Professional Development Units (PDUs) you need for licensure. You can earn one semester graduate credit from the University of Dayton or up to 2.5 PDUs certified through OAEA. To decide what is the best approach for you consider the following:

University of Dayton Graduate Credit

Education professionals working toward a master's degree, or a master's +30, may want to attend all two and a half days of the conference and then register their time with the University of Dayton to receive college credit. UD offers one semester credit to OAEA members for \$175.00. If you are interested in receiving credit, check out the OAEA website under Professional Development to find the pdf of the college registration form. Simply follow the instructions provided. Or, if you forget, a copy of the form will be in your conference booklet! Bring the completed form to the Professional Development area at 9 pm on Friday night. No money is collected by OAEA. After the conference, the University of Dayton will contact registered members for payment. Remember, you MUST attend all two and a half days of the conference to be eligible for this credit. Also, please remember that if you fill out and submit the form, you are responsible for the \$175.00 cost – NO refunds once you submit!

OAEA PDUs

Most educators need PDUs (formerly known as CEUs) to renew or upgrade their licenses. To apply for OAEA Standard Professional Development Units go to the OAEA website under Professional Development and look for Earning PDUs. OAEA will certify up to 2.5 PDUs for full conference attendees and one PDU if you are a workshop presenter (one PDU per workshop regardless of the number of times repeated). Pull the form out of your conference booklet and bring the completed form to the Professional development area for certification on Thursday, November 14 from 4 – 5:30 pm or Friday, November 15 from 3-5 pm and 9 – 10 pm.



Time to celebrate

Join us in celebrating our 2019 Ohio Art Educator of the Year, Susan Ruttle-Lawrence and all of our incredible award winners at the Conference Awards Ceremony. The program will take place on Friday, November 15th at 6:30 pm.

Celebrating Our award winners

LINDA HOEPTNER POLING • Awards Chair • awards@ohioarted.com

In the last Artline, OAEA Ohio Art Educator of the Year, Susan Ruttle-Lawrence, was highlighted in addition to the State Service Awardees. Please congratulate the remaining 2019 OAEA Awardees.

Division Awards

Elementary	Abigail Hanser (SW)
Secondary	Craig Huffman (C)
Emeritus	Dennis Cannon (C)
Higher Education	Jason Cox (NW)
Supervision/Policy/Admin	Barbara Bergstrom (NW)
Pre-Service	Amelia Golec (NE)

Regional Service Awards

Educator	Dr. Michael Tefs (E) Cindy Banjoff (NE) Julie Pekkala (SE) Sandra Staud (SW) Joyce King (W)
Citizen	Ron Pizzuti (C) Jen Nickel (NC) Bruce Keller (NE) Mayor David Sheffler (SE) Mary Overman (SW)
Business	Big Fun (C) Ohio Ceramics Supply (E) Sandusky Artisan Recovery Community Center (NCI) Morgan Conservatory (NE) The Bowen House (SE) Studio San Giuseppe, Mount St. Joseph University (SW)


Advocate Award with Honor

Stephanie Baer (SW)
Jonathan Juravich (C)

Our 2019 Division Award Winners

FROM TOP: Hanser, Huffman, Cannon, Cox, Bergstrom, & Golec.

RIGHT: 2019 Ohio Art Educator of the Year, Susan Ruttle-Lawrence.



Ohio Art Teacher Awards

Central Region
Central Region
East Region
North Central Region
Northeast Region
Northeast Region
Northeast Region
Northwest Region
Northwest Region
Southeast Region
Southeast Region
Southwest Region
Southwest Region
West Region
West Region

Juls Rathje
Brittany Schwarck
Sarah Shumaker
Rosalyn Shepherd
Karen Schindler
Teela Kovacs
Kathy Stalker-Bailey
Kristin Kowalski
Ani Geha
Brian Marks
Clay Kessler
Allison Heisel
Mary Sala
Kristin Mitchell
Kimberly Wheeler



A Call for 2020 Award Nominations

Come prepared to nominate someone who deserves recognition for all they do to make art education the vibrant force it is in Ohio. Nominate those among us who model the highest quality, most inspiring, and impactful art education practices of our regions, divisions, and state. The OAEA Awards program shines a light on transformative art educators, on advocates for art education, and all those who support art education in our communities. Don't wait--put together your nominations for 2020 OAEA awards.

Bring the following information for nominations:

Nominator's region, addresses (home and school), phone numbers, email

Nominee's region, addresses (home and school), phone numbers, email

You will need your OAEA login information. Nominations for Outstanding Art Teacher Awards and Service Awards will close at conference at the regional meetings. Ohio Art Educator of Year and Division Awards nominations close at midnight the following Tuesday.

The OAEA Awards program is an excellent and valuable recognition opportunity to encourage a new or early-career teacher, or appreciate the long-term contributions of a teacher looking toward retirement—and any excellent teacher in between. Individuals can be nominated by region as an Outstanding Art Teacher, or for a state-wide Division Award, or as the Ohio Art Educator of the Year.

Don't forget about all the people that make your art program amazing--the citizen, maybe an alum of your art program, who returns to inspire your students; maybe a volunteer who always helps in a pinch; the personnel who assure your program is supported; or the educator in your building, maybe the teacher you collaborate with, or the administrator that always finds resources for you? Don't forget your partnership with a local business or organization that deserves recognition from OAEA--there are so many! You know the ones--they lend you free public gallery space in their cafe, provide space for art gatherings, nurture creative spirits, or sponsor a bus for student field trips. The Distinguished Service Awards (Distinguished Educator, Distinguished Citizen, and Distinguished Business or Organization) are indeed a fitting "thank you."

In their fifth year, the Advocate of Honor Awards and Advocate of Merit Awards recognize members who have made significant contributions and advocated for visual art education. Strong and effective advocacy is more than just catchy displays in the school hallways; powerful advocacy can be seen, heard, and felt via direct action on an issue at the local, state or national level, through a regular presence at school board meetings, by engaging advocates through social media, and recruiting other advocates among teacher peers, parents and stakeholders. Tell the world why it is important we recognize these individuals who have shown the time, dedication and courage to stand up for the fundamental right to an art education for students. No effort is too small, every effort matters. Please nominate to be a part of the 5th group of Advocate Honorees for 2020.

Complete details about the OAEA Awards can be found online: <http://www.oaea.org/awards>

Contact the awards chair at awards@ohioarted.com for more information.

Conference Speakers

SARAH DANNER HEBDO • State Speakers Chair • speakers@ohioarted.com

Attend General Session presentations by these engaging speakers during your time at Conference.




Angela Haseltine Pozzi

Washed Ashore: Art to Save the Sea

Thursday at 8:00 pm

Angela Haseltine Pozzi, founder of Washed Ashore, will present the story of how Washed Ashore got its start on the beautiful Oregon Coast. Over the past ten years, Washed Ashore has transformed over 40,000 pounds of marine debris trash into art. Learn how that art is created by artists and community volunteers to create gorgeous larger than life sea creatures that have traveled the world to spread word about the problem of plastic pollution in oceans and waterways.

Instagram: @WashedAshoreProject • Twitter: @WashedAshoreArt • Facebook: washedashore • Website: washedashore.org



John Sabraw

Pollution to Paint

Friday at 9:30 am

Artist John Sabraw has partnered with engineer Guy Riefler to turn toxic acid mine drainage into non-toxic paint pigment. One small pilot facility and progress on a multi-million dollar full-scale plant will prove our process can work on an industrial scale, and also serve as an immersive, educational installation.

Twitter: @john_sabraw • Website: johnsabraw.com


Learn alongside your fellow OAEA Member Speakers:

Jonathan Juravich, 2018 Ohio Teacher of the Year

Thursday at 9:30 am

Linda Hoeptner-Poling, 2018 OAEA Art Educator of the Year

Friday at 7:00 pm



2019 OAEA Artisans' Market

November 14 • 9:00 p.m. – 11:00 p.m.

Hilton Columbus Downtown
George Bellows Ballroom A,B,C (Lower Level)
400 N High St, Columbus, OH 43215

Set-up time is Nov. 14th, 6:00 p.m. – 7:00 p.m.

**To participate, complete & submit this
registration form with payment by October 1, 2019**
(postmarked)



Name: _____

Address: _____

Cell Phone: _____ Home Phone: _____

Email Address: _____

Description of the items you will be selling at the Artisans' Market:

Number of tables you wish to reserve:

_____ Table(s) @ \$40 each for current OAEA members. Please provide membership # _____

_____ Table(s) @ \$50 each for non-members.

*****ALL Payments are NON-Refundable*****

**Please send this registration form no later than 10/1/9 with a check
payable to OAEA with "Artisans' Market" on the memo line to:**

Kathy Fuller • 642 Caffrey Court East • Grove City, OH 43123
Questions? Contact: artmktconference@ohioarted.com




LEFT:

Gabby
Pre-Kindergarten Student
Grove City Christian School
Emily Burlingame, Teacher
Ink, Chalk, and Tempera Cakes on Newspaper

BELOW:

Aiden S.
Third Grader at Avondale Elementary School
Sarah Shumaker, Teacher
Printmaking



After you enjoy every minute of the 2019 OAEA Conference, save the date for NAEA in Minneapolis!



Mini Con Coming Your Way

ALICE TAVANI • Past President • pastpresident@ohioarted.com

The Professional Standards Committee has been busy. We had the great pleasure in May of reviewing over 100 workshop proposals using a handy rubric. Each proposal was reviewed by three different members of the committee. There were so many amazing proposals it made us very excited for the conference. There is something for every art educator out there and will make a jam packed two days with hard decisions to be made about which workshops to attend.

Our committee is also excited to bring back by popular demand the Pre-Service Mini Conference! You can expect to attend your divisional meetings on Thursday and at the Pre-Service Divisional Meeting they will go over the schedule so you know what to expect and let you build your own schedule.

On Friday of the conference we will meet in rooms 214 and 215 starting at 10:00 for greetings and build your schedule. We took the feedback from last year seriously and shortened the pre-service mini conference so you can attend plenty of other workshops during the day and we are giving you flexibility in which sessions you want to attend.

Here is the basic schedule:

10:00 am Greetings and build your own schedule

10:10-11:40 am Pick three sessions out of the following five

- Resume and Portfolios- Jason Cox
- RESA- Nelson Morris
- Growth After Graduation- Carrie Barnett
- Philosophy Statements- Julie Dorff and Jane Taylor
- Mock Interview- Cathy Sweny and Emeritus leaders

11:40 am-12:00 pm Q & A Panel- Alice Tavani and friends

Each session will have an exit ticket with a chance for you to give us feedback and ask additional questions you didn't have time for. We will have many drawings for prizes from exit tickets you turn in. The more sessions you attend the more opportunities you will have to win!



Mini Con attendees during the 2018 Conference

Emeritus Members, DON'T BE JEALOUS!


This year at Conference, you will have your own Mini Con! Sign up for Ticketed Event 001 for Thursday, November 14th.

The cost is \$10 and will take you on an off-site adventure to:

The Columbus Museum of Art with a guided tour of the Rodin Exhibition, Lunch on your own at the Museum with an additional cost, to the Riffe Center Gallery on a guided tour of the Biennial Exhibit, the Division Meeting, and a Tour of Local Galleries as time permits.

5 Things I Am Loving Right Now!

Adrian Vance Hawk (hawk_a@milfordschools.org) teaches art at Milford High School in Milford, outside of Cincinnati. Adrian shares 5 things (and a bonus item) that she is loving right now and thinks you will too!



The Bullet Journal Method Though it does require a notebook, Bullet Journal® is actually a methodology. It's best described as a mindfulness practice disguised as a productivity system. It's designed to help you organize your what while you remain aware of your why. I'm honestly just beginning this process and I already feel like it is truly the perfect process for artists!



Global Gifts is a store that is filled with handmade, one-of-a-kind items you won't find anywhere else. Global Gifts products are fair trade, which means that your purchase supports fair wages, gender equity and safe and dignified working conditions. Global Gifts' products are purchased exclusively from fair trade vendors in more than 40 countries around the world, so you can be confident that your purchases have been produced ethically and artisans have been paid a fair wage. Global Gifts is a locally-owned nonprofit organization with four locations in central Indiana and Ohio. (globalgiftsft.com)



Lunch Prep Glass Containers

The best thing I do for myself and my family is do lunch prep on Sunday afternoon. I use Pyrex food storage containers for salads and soups that I make before the week begins. I love not having to worry about packing a lunch every night and it keeps my eating habits on the healthy track. Some people use Mason jars for salads too and that is another awesome idea for your soups and salads!



Plastic Lettuce Containers

After making all those salads, I'm left with a lot of those large organic salad containers from Kroger. They can't be recycled (boo!) so I save them and use them for art materials in my classroom! They are clear so the kids can see what is inside easily and they have lids so you can stack and label them with ease! No need to buy plastic containers again!



Plastic Coolers (any brand, 8gal) and Torkis Laundry Basket (9gal) from IKEA

I found these plastic "coolers" on sale at Michael's a few years back and they have been used everyday in my classroom since! They are excellent storage and are easy to tote around--and best of all, they are colorful and fun! It is easy to clip on a label to the front of the bin so you can stay super-organized! The laundry baskets from IKEA have an even flatter bottom and are also excellent to use in the art room!



Panera Bagel Pack

Wanting to show the custodial staff you appreciate all their hard work or have a small group of teachers/cooks/secretaries that you just want to thank? The Panera Bagel Pack (13 bagels + two different cream cheese options for \$13.99) is perfect to show your appreciation. I like to bring in tablecloths, centerpieces, fruit and coffee as well. It only takes them a few minutes to slice the bagels for you and it is ALWAYS proves to be a hit.

inner views Art Educator Narratives

These incredible individuals open up about what motivates, inspires and excites them about the OAEA Conference.



Annelise Binning

Annelise (annelisembinnig@gmail.com) teaches at Ohio Avenue Elementary School and Easthaven Elementary School. Both of these schools are within the Columbus City Schools.

What are you most looking forward to at conference?

Getting my hands on so many fantastic resources! I love to see what other people are doing in their classrooms and hearing about their experiences, and being able to utilize those experiences in my own classroom. I have gotten so many great ideas, tips, and tricks from workshops and fellow teachers- it really leaves me feeling rejuvenated and excited about what I'm doing.

What is your secret for sub prep while you are gone?

Psst: My secret is I'm still figuring this part out! I am not out often and I rarely get a sub when I do need to leave the building, so when I do get a sub I try to make it as easy as possible. My sub folder has photo rosters of all of my classes in order of my schedule, and I try to leave lessons that are basic enough for a non-art teacher to teach while being engaging enough for the students (this is the challenge, I know) and I try to leave lessons that can work across grade levels to keep it simple! And then I send a wish for good vibes out into the universe!

What is your favorite non-workshop part of conference?

The people! Meeting amazing art educators from across the state, making connections, sharing stories. So often, art educators are islands in their school buildings and to have a place where we can come together to learn from each other and support each other is really amazing.



Terry Nelson

Terry (cowgirlnls@gmail.com) teaches Kindergarten through Fourth grade at Indian Lake Elementary in Lewistown.

What are you most looking forward to at conference?

I always love the chance to meet up with old and new friends, and to see and hear about old and new ideas for lessons. I always come away a head full of possibilities and bags full of resources. I especially love to try things out, and see everyone else's creativity. It's contagious!

What is your secret for sub prep while you are gone?

The last few years my school has made a big deal about Veterans Day, so we are usually working on collaborative murals for the halls. Local veterans are treated to breakfast and then walk the halls while we all applaud. They meet with classes and share their stories with the kids. The sub can usually jump right in to finish up the decorations for the halls. The kids also decorate paper grocery sacks that our local grocery store gives to customers on Veterans Day, and the messages of appreciation and respect have been a big hit with the whole community.

What is your favorite non-workshop part of conference?

I have a few art teacher friends I rarely see, except at conference, especially the teacher who taught my own children, Kim Wheeler, from Wapakoneta, where I live. We gab the whole weekend about so many things—she makes it fun!

ARTline

Ohio Art Education Association
Jonathan Juravich, Editor
25 West Lakeview Ave.
Columbus, OH 43202

NONPROFIT ORG.
U.S. POSTAGE
PAID
COLUMBUS, OH
PERMIT NO. 1398



ABOVE: While you are attending the 2019 Conference in Columbus be sure to check out recommendations by Central Regional Director Rebecca Turk on page 13. Explore *Other World* just outside of the city for an immersive installation experience.

RIGHT: This work was painted by the late Norman Schnepf, an OAEA member. It could be yours if you take part in the OAEF Scholarship fundraiser. Read all about it on page 31.

